


PRICE SHEET

Effective Date: September 12, 2011

Dealer Price List – Confidential



Designed. Engineered. Remarkable Value

Prices shown are in U.S. Dollars ♦ F. O. B. Factory
Product pictures shown are a reasonable reproduction and are not to scale.
Worksaver, Inc. reserves the right to change specifications, designs, and prices without notice.

WORKSAVER, INC. LIMITED WARRANTY

Worksaver, Inc. warrants it implements, parts and accessories to be free from defects in materials and workmanship for a period of six (6) months from date of retail sale for non-commercial, state and municipalities. Use ninety (90) days for commercial use from date of retail sale.

Replacement or repair parts installed in the equipment covered by this warranty are warranted for ninety (90) days from the date of purchase of such part or to the expiration of the applicable new equipment warranty period, whichever occurs later.

Such parts shall be provided at no cost to the user during regular working hours. Worksaver reserves the right to inspect any equipment or parts, which are claimed to have been defective in material or workmanship. Prior approval of warranty repairs is required.

DISCLAIMER OF IMPLIED WARRANTIES & CONSEQUENTIAL DAMAGES

Worksaver's obligation under this warranty, to the extent allowed by law, is in lieu of all warranties, implied or expressed, including implied warranties of merchantability and fitness for a particular purpose and any liability for incidental and consequential damages with respect to the sale or use of the items warranted. Such incidental and consequential damages shall include but not be limited to: transportation charges other than normal freight charges; cost of installation other than cost approved by Worksaver; duty; taxes; charges for normal service or adjustments; loss of crops or any other loss of income; rental or substitute equipment, expenses due to loss, damage, detention or delay in the delivery of equipment or parts resulting from acts beyond the control of Worksaver, Inc.

THIS WARRANTY SHALL NOT APPLY:

1. To vendor items which carry their own warranties, such as hydraulic motors, valves, and hydraulic cylinders.
2. If the unit has been subjected to misapplication, abuse, misuse, negligence, fire or other accident.
3. If parts not made or supplied by Worksaver have been used in connection with the unit, if, in sole judgment of Worksaver such use affects its performance, stability, or reliability.
4. If the unit has been altered or repaired outside of an authorized Worksaver dealership in a manner which, in the sole judgment effects its performance, stability, or reliability.
5. To normal maintenance service and normal replacement items such as gearbox lubricant, hydraulic fluid, worn blades, or to normal deterioration of such things as belts and exterior finish, due to use or exposure.
6. To expendable or wear items such as slide blocks, bumpers, springs, disc blades, cutting edges, digger teeth, augers, tillage points, shanks and other items that in the company's sole judgement is a wear item.

NO EMPLOYEE OR REPRESENTATIVE OF WORKSAVER IS AUTHORIZED TO CHANGE THIS WARRANTY IN ANY WAY OR GRANT ANY OTHER WARRANTY UNLESS SUCH CHANGE IS MADE IN WRITING AND SIGNED BY WORKSAVER'S SERVICE MANAGER, POST OFFICE BOX 100, LITCHFIELD, ILLINOIS 62056-0100

TABLE OF CONTENTS

ATV Attachments

Pull Type Landscape Rake & Box Scraper	32
Pull Type Flip Over Disc.....	32
Pull Type Flip Over Culti-packer.....	32
Pull Type Flip Over Harrow.....	32
Mounted 1-Bushel Seeder / Spreader.....	32

Blades

Snow Blades	17-18
3-pt Rear Tractor Blades.....	28
Skid Shoes, End Plates.....	28
Hydraulic Top Link Cylinder.....	42

Box Scrapers

3-pt Fixed Back Box Scraper	29
Pull Type Box Scraper.....	32

Brackets - Optional Mounting Brackets for Front Loaders

Interfacing Quick Attach Brackets	33-41
---	-------

Brooms

3-pt. Rotary, Skid Steer Rotary.....	18
--------------------------------------	----

Hay Equipment

Three Point Attachments (Bale Spears, Bale Forks).....	1
Front Loader Bucket Attachments (Bale Spear)	2
Front Loader Attachments (Bale Spears, Bale Handlers).....	3-4
John Deere & Global Integrated Frame Design.....	5-6
Skid Steer Attachments (Bale Spears, Bale Hand, Spin-off, Bale Unroller).....	8
RW Spin Off.....	6
Replacement Spears & Kits.....	7

Hitch Kits

2-pt Conversion Kits.....	43-44
3-pt Hitch Kits	45-46

Landscape Rakes

3-pt Landscape Rakes.....	27
Pull Type Landscape Rakes.....	32

Material Handling Attachments

Front Loader Attachments (Grapple Rakes).....	9
Skid Steer Attachments (Grapple Rakes, Scrap Grapples).....	10-11
Compact Tractor Grapple & Brackets	16
Pallet Forks.....	14-15
Replacement Forks.....	42
3-pt. Mounted Crane Boom.....	31
Manure / Silage / Debris Forks.....	12-13

TABLE OF CONTENTS

Mixers

3-pt PTO Driven.....	31
Skid Steer Mounted, Hydraulic Driven.....	20

Post Drivers - Hydraulic

Complete Units.....	21-22
Options.....	22
Return Line Packages.....	23

Post Hole Diggers / Augers

PTO Driven Diggers.....	24
Hydraulic Driven Diggers.....	25
Augers Standard / Heavy Duty.....	26
Repair Parts.....	42

Quick Hitches

3-pt Quick Hitches (Cat. I, II, III).....	31
---	----

Seeder / Spreaders

3-pt Cone Seeder / Spreaders.....	30
Electric Seeder / Spreaders.....	30
ATV 1-bushel Seeder / Spreader.....	32

Skid Steer Attachments

Agricultural (Bale Spears).....	8
Light Industrial (Pallet Forks, Grapple Rake).....	10-15
Mixer.....	20
Tree Clipper.....	20
Post Hole Digger.....	25

Small Attachments

3-pt Scoops, Platform Carrier, Boom Pole, pallet fork.....	31
--	----

Stump Grinders

SmoothCut PTO.....	20
--------------------	----

Tree Clippers

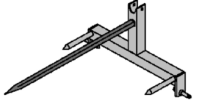
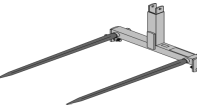
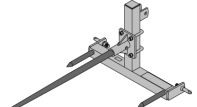
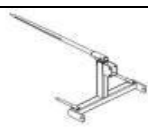


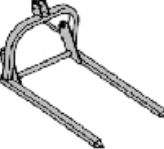
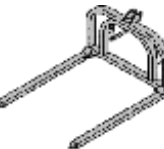


Tree Clipper (Front Loader, Skid Steer).....	20
--	----

Tillage

Small 3-pt Tillage (Ripper, Middle Buster).....	29
Deep Tillage Roller Conditioner Attachments.....	47

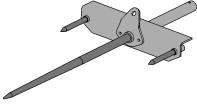

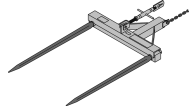
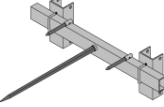
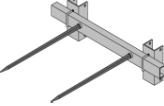
Hay Handling Attachments

Designed for Use on Tractor 3-pt Hitch Only.
Replacement Spears & Kits can be found on page 7.

Product	Model	Item #	Description	Lbs.	List
 Repl. Spear #831290	BSF-1523	830235	3-pt Bale Spear. Rated for Round Bales to 1,800 lbs. Main spear is tapered with 44" useable length. Features welded balance spears. (Cat I / II) Ships UPS	57	230.00
 Repl. Spear #830928	HS-3000	830775	Dual bolt-in spears with, 42" useable length. Round bales maintain orientation. Fits Cat I / II / Quick hitches.	78	399.00
 Repl. Spear #830928	BSFA-20	830920	Adjustable height bale spear rated at 2,000 lbs. Bolt-in spear with useable length of 42". Spear adjusts up / down. Fits Cat I / II. Two balance spears.	78	399.00
 Repl. Spear #830928	HS-2200	832310	3-pt Bale Spear for Round Bales to 2,200 lbs. Bolt-in spear with useable length of 42" Welded balance spikes. Cat I / II quick hitch compatible. Ships UPS.	72	325.00
 Repl. Spear #830924	HS-330	832615	3-pt. Triple Bale Spear rated 3,000 lbs. Features bolt-in forged spears (26" useable length) Cat. II & III. For mid-size square bales.	163	650.00
 Repl. Spear #830928	DBH-449	832610	3-pt. Four Spear Bale Handler. Features bolt-in forged spears(42" useable) Overall width 96".Cat.II & III For two round bales - 4,000 lbs.	251	930.00
	F-1511	830030	3-pt Bale Fork. Rated at 1,500 lbs. For moving round bales. 3" x 2" patented forks are internally reinforced. Forks are 55" long, spaced 37.5". Fits Cat I / Cat II Quick Hitches	144	530.00
	F-3000	830101	3-pt Bale Fork. Rated at 3,000 lbs. For moving round bales. 3" x 2" patented forks are internally reinforced. Forks are 55" long, spaced 46.5". Fits Cat I / Cat II Quick Hitches	186	710.00
	HHU-2045	831340	3-pt Hay Handler / Unroller. Rated at 2,000 lbs. For 4' and 5' wide round bales up to 6' in diameter. Requires a 2.5" x 8" hydraulic cylinder (not included). Fits Cat I / II quick hitches	310	975.00
	TLC-3110	831619	Top Link Hydraulic Cylinder Cat. II 3" x 10" (21-1/4" ctr. / ctr. closed)	26	299.00

Note: All Weights shown are an estimated weight and do not include shipping materials.

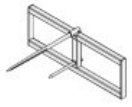



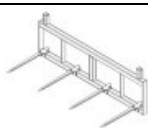
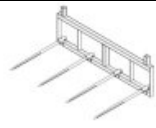
Hay Handling Attachments

Designed for Use on Front Loader Buckets					
Replacement Spears & Kits can be found on page 7.					
Product	Model	Item #	Description	Lbs.	List
 Repl. Spear #830928	BBSF-20	830185	Bolt-on Bucket Bale Spear for round bales. Rated at 2,000 lbs. Bolt-in spear has useable length of 42". Requires drilling one 17/32" dia. hole in the bucket. Bolt-together design. Ships in one carton. (UPS)	65	295.00
 Repl. Spear #830928	CBSF-2000	830190	Clamp-on Bucket Bale Spear for round bales. Rated at 2,000 lbs. Uses chain & turnbuckle system. Bolt-in spear has useable length of 42". Bolt-together design. Ships in one carton. (UPS)	76	343.00
 Repl. Spear #830928	CBSF-2028	831920	Clamp-on Bucket Dual Bale Spear for round bales. Rated at 3,000 lbs. Uses chain & turnbuckle. Bolt-in spears have useable length of 42". (Note: SPEARS MUST BE INSERTED INTO BALE)	102	540.00
Designed for Use on Tractor Front Loaders					
 Repl.Spear #830928	LSFB-22	832015	For pin-type loaders only. This unit is rated at 2,200 lbs. Bolt-in spear has 42" useable length. For use with round bales. Includes pin-on brackets w / 1" pins. Ships one carton	150	395.00
 Repl. Spear #830928	LSFB-28	832020	For pin-type loaders only. This unit is rated at 3,000 lbs. Bolt-in spears have 42" useable length. For use with round bales. Includes pin-on brackets w / 1" pins. Ships one carton	165	490.00
With the exception of the LSFB series, all units are priced less any brackets. Pin-on or quick attach brackets must be ordered separately. (pgs. 33-41)					

Note: All Weights shown are an estimated weight and do not include shipping materials.

Hay Handling Attachments

Designed for Use on Tractor Front Loaders
Replacement Spears & Kits can be found on page 7.

Product	Model	Item #	Description	Lbs.	List
<p>The FLBS Series is designed for use on tractor front loaders. Features all welded frame, cast steel weld-on spear sockets (patent pending), and bolt-in spears for durability. 3 and 4 spear models include sockets for optional uprights (831095), enabling the unit to handle two bales at once. Instead of using #831110 bracket, consider SSB or SSRB Series Bale Spears, page 8.</p>					
 Repl. Spear #830928	FLBS-2200	832380	Loader Bale Spear rated at 2,200 lbs. Single tapered spear has useable length of 42". Optional interfacing brackets for most quick attach systems available.	121	425.00
 Repl. Spear #830928	FLBS-3000	832385	Loader Bale Spear rated at 3,000 lbs. Dual tapered spears have useable length of 42". Optional brackets for most quick attach systems available.	136	495.00
 Repl. Spear #830924	FLBS-330 Shown with optional uprights	832390	Loader Bale Spear rated at 3,000 lbs for handling mid-size square bales. Triple spears have useable length of 26", spaced 26-1/2" apart. Optional interfacing brackets available.	164	610.00
 Repl. Spear #830928	FLBS-340	832395	Loader Bale Spear rated at 4,000 lbs for larger square bales. Triple spears have useable length of 42", spaced 26 1/2". Optional interfacing brackets available.	198	645.00
 Repl. Spear #830924	FLBS-432	832405	Loader Bale Spear to handle mid-size square bales. Features 79-1/2" wide frame with 4 tapered spears - useable length 26", spaced 24". Optional interfacing brackets available.	169	760.00
 Repl. Spear #830928	FLBS-449	832410	Loader Bale Spear to handle large square bales. 79-1/2" wide frame with 4 tapered spears, useable length of 42", spaced 24". Optional interfacing brkts. available.	212	790.00
	Optional Uprights	831095	For handling two square bales. Fits models FLBS-330 / 340 / 432 / 449	32	109.00
	Option for FLBS Models (Except FLBS-2200)	831815	Bolt on assembly allows FLBS attachments to be used on a Cat. II 3-pt. hitch.(also requires #830345 std. brkts.)	17	55.00
<p>Note: On some multiple spear units, brackets may need to be welded to frame rather than bolted due to loader arm spacing.</p>					
<p>All units are priced less any brackets. Pin-on or quick attach brackets must be ordered separately. (pgs. 33-41)</p>					

Note: All Weights shown are an estimated weight and do not include shipping materials.

Hay Handling Attachments

Designed for Use on Tractor Front Loaders

All units are priced less any brackets. Pin-on or quick attach brackets must be ordered separately.
(pgs. 33-41)

Product	Model	Item #	Description	Lbs.	List
	TLC-3110	831619	Top Link Hydraulic Cylinder Cat II 3" x 10" (21-1/4" ctr. to ctr. closed)	26	299.00
	RBH-4000	831460	Large Rectangular Bale Handler. Rated at 4,000 lbs. Designed for tractor front loaders only. Unit will handle either two 4'x4'x8' or three 3'x3'x8' rectangular bales. Includes hydraulic cylinders. Optional interfacing brackets for most Loaders are available	799	5,180.00
	UBH-2000	832850	Bale Hugger. Rated at 2,000 lbs Designed to handle 4ft to 6ft round bales. Features one stationary arm, one opening arm. Hydraulic cylinder is included. Optional interfacing brackets are available. Not for 3-pt	401	1,860.00
	UBH-2072	832940	Bale Hand. Rated at 2,200 lbs Designed to handle 4-6 ft round bales. Both arms open to clamp bale. Hydraulic cylinder is included. Optional interfacing brackets for most quick attach systems are available. Not for 3-pt	520	2,105.00









Note: All Weights shown are an estimated weight and do not include shipping materials.

Hay Handling Attachments

Integrated-Frame Design for John Deere Loaders-With Bolt-in Spears
 Features all welded frame incorporating quick-attach brackets welded to the unit.
For John Deere loaders using the Global carrier, see models on page 6.

Fits John Deere loaders: 300, 300CX, 305, 400X, 400CX, 410, 420, 430, 440, 460, 520, 521, 540, 541, 542, 553

NOTE: Make sure tractor and loader are rated to handle bale weight. Replacement spears page 7.

Product	Model	Item #	Description	Lbs.	List
 Repl. Spear # 830928	JDDBS-412	832290	Single bolt-in forged spear with useable length of 42". Rated at 2,200 lbs. Two balance spikes, 1"x 8-1/2" useable.	121	515.00
 Repl. Spear # 830928	JDDBS-423	832320	Dual bolt-in forged spears spaced 26- 1/2" apart, with useable length of 42". Rated at 3,000 lbs.	156	655.00
 Repl. Spear #830924	JDDBS-433	832330	Triple bolt-in forged spears spaced 26-1/2" apart, 26" useable length. Rated at 3,000 lbs. For mid-sizes square bales.	164	805.00
 Repl. Spear #830928	JDDBS-434	832335	Triple bolt-in spears spaced 26-1/2" apart, with useable length of 42". 4,000 lb. Rating. For large-sized square bales.	191	850.00
	Upright Kit	831095	Optional bolt-on upright kit for handling two square bales. For JDDBS-433 & -434.	32	109.00
For John Deere loader models: 620, 640, 720, 721, 725, 726, 740, 741 and 746					
 Repl. Spear #830928	JDDBS-612	832340	Single bolt-in forged spear - 42" useable length. Rated at 2,200 lbs. Two balance spikes, 1"x 8-1/2". For round bales.	176	690.00
 Repl. Spear #830928	JDDBS-623	832350	Dual bolt-in forged spears spaced 30" apart, with useable length of 42". Rated at 3,000lbs. For round bales	196	800.00
 Repl. Spear #830924	JDDBS-633	832355	Triple bolt-in forged spears spaced 28-1/2" apart, useable length of 26". Rated at 3,000 lbs. For mid-sized square bales.	204	935.00
 Repl. Spear #830928	JDDBS-634	832360	Triple bolt-in forged spears spaced 28-1/2" apart, with useable length of 42". Rated at 4,000 lbs. For large-sized square bales.	231	985.00
	Upright Kit	831095	Optional bolt-on upright kit for handling For JDDBS-633 & 634.	32	109.00
Optional upright kit (831095) must be used when handling two bales with JDDBS-433 / 434 / 633 / 634					
Replacement Spears found on page 7.					

Note: All Weights shown are an estimated weight and do not include shipping materials.



Hay Handling Attachments

Euro / Global-Style Integrated Frame Bale Spears – With Bolt-in Spears

Features all welded frame that incorporates the Euro-Style quick attach brackets welded to the unit. Designed to fit front loaders with the Global / Euro implement hook standard.











Features bolt-in forged spears.

Replacement Spears & Kits can be found on page 7.

Product	Model	Item #	Description	Lbs.	List
 Repl. Spear #830928	GLB-2200	832205	Single bolt-in forged spear with useable length of 42". Two balance spikes, 1"x 8-1/2" useable. For round bales. Rated at 2,200 lbs.	130	475.00
 Repl. Spear #830928	GLB-3000	832220	Dual bolt-in forged spears spaced 30" apart, with useable length of 42". For round bales. Rated at 3,000 lbs.	144	570.00
 Repl. Spear #830924	GLB-330	832245	Triple bolt-in forged spears spaced 28-1/2" apart, with useable length of 26". Rated at 3,000 lbs. For mid-sizes square bales.	179	710.00
 Repl. Spear #830928	GLB-340	832240	Triple bolt-in forged spears spaced 28-1/2" apart, with useable length of 42". Rated at 4,000 lbs. For large-sized square bales.	195	745.00
		831095	Optional bolt-on upright kit for handling two square bales. Fits GLB-330 / 340.	32	109.00
Optional upright kit (831095) must be used when handling two bales with GLB-330 / 340					
Hydraulic RW Spin Off for Round Bales					
Product	Model	Item #	Description	Lbs.	List
	FSO-906	831000	3-pt mounted hydraulically driven bale spin off for Cat. II / III size tractors. Requires 8-10 gpm of hydraulic flow. Tapered forged spear, rated at 2,000 lbs.	250	2,050.00
	Pin Kit	830295	Pin & Bushing Kit for FSO-906 to allow use on Cat. 1 3-pt hitch tractors		99.00
	FLSO-907	831020	Front Loader mounted hydraulically driven bale spin off. Requires 8-10 gpm of hydraulic flow. Tapered forged spear, rated at 2,000 lbs. Opt. inter-facing brackets(not included) for most quick attach systems available – pages 30-37.	288	2,250.00
	SSO-908	831030	Skid Steer mounted hydraulically driven bale spin off. Requires 8-10 gpm of hyd. flow. Interfaces with "universal" SS quick-attach. Rated at 2,000 lbs.	325	2,450.00

Note: All Weights shown are an estimated weight and do not include shipping materials.

Hay Handling attachments

Model	Item #	Description	Lbs	List
	831290	1,800 lb replacement spear and nut only. 49" long (44" useable)	21	80.00
	831273	2,200 lb replacement spear only. Includes Nut. 49" long. (44" useable)	17	99.00
	830928	2,200 lb. Bolt-in replacement spear only. 47" long. (42" useable length)	21	99.00
	831180	Boxed Forged replacement spear kit. Complete with nut & sleeve, packaged in a carton. Rated 1,800 lbs. Weld in sleeve is 2" O.D. 49" long (44" useable)	23	125.00
	831190	Boxed Forged replacement spear kit. Complete with nut, sleeve packaged in a carton. Rated 2,200 lbs. 49" long. (44" useable length) Weld in sleeve is 2" O.D.	20	139.00
	830925	Bolt-on replacement forge spear kit. Includes spear, mounting plate (for 3" x 3" square tube) and hardware	32	200.00
	832215	Bolt-in replacement spear kit with cast steel socket. Includes 47" spear, (42" useable length) bolt, and casting that welds to your 3"x3" or larger square frame. Spear rated at 2,200 lbs.	29	135.00
	832217	2,200 lb. Bolt-in replacement spear kit. Includes 47" spear, (42" useable length) sleeve, and bolt. Weld in sleeve is 2 1/4" O.D.	26	119.00
	832214	Bolt-in replacement spear kit with weld-on cast steel socket(Pat.Pend.) Includes 33 1/2" (26 1/2 useable) spear, bolt and casting that welds to your 3"x 3" or larger square frame. Rated at 2200 lbs.	21	115.00
	830924	2,200 lb. Bolt-in replacement spear only. 33 1/2" long. (26 1/2" useable)	12	85.00

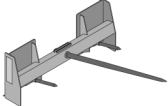
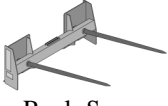
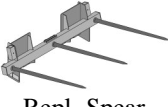
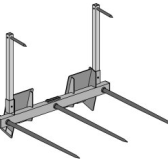

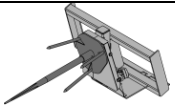
Note: All Weights shown are an estimated weight and do not include shipping materials.

Hay Handling Attachments

Designed for Front Loaders & Skid Steer Loaders

These products are manufactured to interface with the "Universal" skid steer quick attach mounting
Double check if unit was built prior to 1995

Replacement Spears & Kits can be found on page 7.

Product	Model	Item #	Description	Lbs.	List
 Repl. Spear #830928	SSB-2200	831060	Skid Steer Single Bale Spear. Rated at 2,200 lbs Designed to interface with 'universal' skid steer quick-attach system. Bolt-in tapered spear has useable length of 42"	129	499.00
 Repl. Spear #830928	SSB-3000	831070	Skid Steer Double Bale Spear. Rated at 3,000 lbs Designed to interface with 'universal' skid steer quick-attach system. Bolt-in tapered spears have useable length of 42"	146	590.00
Optional upright kit (831095) must be used when handling two bales with SSRB-330 / 340.					
 Repl. Spear #830928	SSRB-340	831090	Skid Steer Triple Bale Spear. Rated at 4,000 lbs. For handling large-size square bales. Bolt-in spears have useable length of 42", spaced 26-1/2" apart. Interfaces with "universal" skid steer quick-attach system	190	680.00
 Repl. Spear #830924	SSRB-330 (Shown With Optional Uprights)	831080	Skid Steer Triple Bale Spear. Rated at 3,000 lbs. For mid-size square bales. Bolt-in spears have useable length of 26", spaced 26-1/2" apart. Interfaces with "universal" skid steer quick-attach system	165	660.00
Option for SSRB-340 & SSRB-330		831095	Optional bolt on uprights for SSRB For handling two square bales	32	109.00
	SSBH-2072	832965	Skid Steer Bale Hand. Rated at 2,200 lbs Designed to handle 4 ft to 6 ft round bales. Both arms open to clamp bale. Hydraulic cylinder is included. Interfaces with "universal" skid steer quick-attach system	572	2,415.00
	SSO-908	831030	Skid Steer mounted hydraulically driven bale spin off. Requires 8-10 gpm of hydraulic flow. Designed to interface with "universal" skid steer quick-attach system.	325	2,450.00
Note: SSB and SSRB series will not fit Case model 1840.					

Note: All Weights shown are an estimated weight and do not include shipping materials.

Material Handling Attachments

Designed for Use on Tractor Front Loaders

Units are priced less any brackets. Pin-on or quick attach brackets ordered separately. (pgs. 33-41)




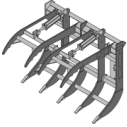
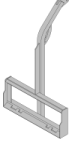
Product	Model	Item #	Description	Lbs.	List
	FLGR-262	811380	Front Loader Split Top Grapple Rake. 62" wide. Two upper grapples handle a variety of materials. Two 2" x10" hydraulic cylinders. Optional interfacing brackets available.	704	3,050.00
	FLGR-277	811400	Front Loader Split Top Grapple Rake. 77" wide. Two upper grapples handle a variety of materials. Two 2" x10" hydraulic cylinders. Optional interfacing brackets available.	804	3,495.00
		811395	Grapple Parking Stand Kit. Fits all grapples except Low Profile models. Allows upright storage and easy hook up on hard surfaces.	26	170.00
Global / Euro Style Integrated Frame Split Top Grapples Features all welded frame that incorporates the Euro-Style implement hook standard integrated into them allowing them to easily hook-up to the Euro / Global-Style quick-attach tool carrier.					
	FLGR-262G	811495	Front Loader Split Top Integrated Grapple Rake 62" wide. Two upper grapples handle a variety of materials. Two 2" x 10" hydraulic cylinders. Integrated Euro / Global implement hooks standard	800	3,225.00
	FLGR-277G	811490	Front Loader Split Top Integrated Grapple Rake 77" wide. Two upper grapples handle a variety of materials. Two 2" x 10" hydraulic cylinders. Integrated Euro / Global implement hooks standard	990	3,670.00
Integrated ETG – Tine Grapple for John Deere 400 / 500 Series Loaders Features all welded frame that incorporates the John Deere 400/500 series attachment brackets.					
	ETG-5-JD	811080	Low-Profile Tine Grapple, 61" wide w/ single upper grapple for JD 400/500 series loaders, includes hoses & couplers	480	1,985.00
	ETG-6-JD	811085	Low-Profile Tine Grapple, 72" wide w/ single upper grapple for JD 400/500 series loaders, includes hoses & couplers	510	2,095.00

Note: All Weights shown are an estimated weight and do not include shipping materials.

Material Handling Attachments

Designed for Use on Skid Steer Loaders

These products are manufactured to interface with the “Universal “ skid steer quick attach mounting.
Double check if unit was built prior to 1995.

Product	Model	Item #	Description	Lbs.	List
	ETG-5	811020	Low-Profile Tine Grapple for 30-80 hp skid steers & tractor front loaders w/ “Universal” skid steer attaching system. 61” wide w/ single upper grapple. 7 tines spaced 10”. Includes hyd hoses, “connect under pressure” flat-faced couplers.	492	1,985.00
	ETG-6	811025	Low-Profile Tine Grapple for 30-80 hp skid steers & tractor front loaders w/ “Universal” skid steer attaching system. Same as ETG-5 above , but 72” wide, 8 tines spaced 10”.	520	2,095.00
	SSGR-262	811435	Skid Steer Split Top Grapple Rake. Unit is 62” wide with two upper grapples, for handling a variety of materials. Unit is equipped with two 2” x10” hyd. cylinders.	784	3,270.00
	SSGR-277	811440	Skid Steer Split Top Grapple Rake. Unit is 77” wide with two upper grapples, for handling a variety of materials. Unit is equipped with two 2” x10” hyd. cylinders.	964	3,710.00
		811395	Grapple Parking Stand Kit. Fits all grapples except Low Profile models. Allows upright storage and easy hook up on hard surfaces.	26	170.00
	SSTB-3500	811140	Skid Steer Tree Crane Boom. Ideal for moving trees for transplanting. Booms’ overall length is 59.25-inches. Rated at 3,500 lbs.	182	650.00

Note: All Weights shown are an estimated weight and do not include shipping materials.

Material Handling Attachments

Designed for Use on Skid Steer Loaders

These products are manufactured to interface with the “Universal “ skid steer quick attach mounting.
Double check if unit was built prior to 1995.

Product	Model	Item #	Description	Lbs.	List
	LPSB-72	811780	Heavy Duty Skid Steer Low Profile Scrap Bucket. Cylinder guards protect cylinders and components. 72” overall width. Cutting edge is drilled to accept a replaceable beveled cutting edge. Complete with “connect under pressure” flat-faced couplers	791	3,355.00
	LPSB-78	811820	Heavy Duty Skid Steer Low Profile Scrap Bucket. Same as above, but with 78” overall width.	823	3,510.00
	LPSB-84	811860	Heavy Duty Skid Steer Low Profile Scrap Bucket. Same as above, but with 84” overall width.	855	3,775.00
End Plate Kit		811795	Bolt-on end plate kit for HD Scrap Buckets. 21” long, 19” high, to enclose ends, bolts and nuts included		99.00
		811790	Bolt-on beveled cutting edge for LPSB-72. Reversible – protects/strengthens original edge. ¾”x8”x72”. Pre-drilled w/ hardware	115	385.00
		811830	Bolt-on beveled cutting edge for LPSB-78. Reversible – protects/strengthens original edge. ¾”x8”x78”. Pre-drilled w/ hardware	125	415.00
		811870	Bolt-on beveled cutting edge for LPSB-84. Reversible – protects/strengthens original edge. ¾”x8”x84”. Pre-drilled w/ hardware	135	445.00
	LPTG-72	811750	Heavy Duty Skid Steer Low Profile Tine Grapple. Cylinder guards protect cylinders and components. 72” overall width. Tines spaced 5 ½”. Complete with “connect under pressure” flat-faced couplers	820	3,325.00
	LPTG-78	811800	Heavy Duty Skid Steer Low Profile Tine Grapple. Same as above, but with 78” overall width	864	3,455.00
	LPTG-84	811840	Heavy Duty Skid Steer Low Profile Tine Grapple. Same as above, but with 84” overall width.	896	3,565.00



Note: All Weights shown are an estimated weight and do not include shipping materials.

Material Handling Attachments

Manure / Silage / Debris Forks Designed for Use on Skid Steer Loaders / Tractor Loaders

These products (S-models) are manufactured to interface with the “Universal “ skid steer quick attach system.

The JD-models is designed to interface with the John Deere 200 / 300 series Loaders

Product	Model	Item #	Description	Lbs.	List
	M/S-50JD	812300	Manure / Silage Fork, 50-inches in width. Unit features 6 -forged cranked tines spaced 7-inches apart. Integrated mount to interface with John Deere 200 / 300 series loaders	172	725.00
	M/S-60S	812305	Manure / Silage Fork, 60-inches in width. Units features 8-forged cranked tines spaced 7-inches apart. Integrated mount to interface with “universal” skid steer mounting system.	225	929.00
	M/S-72S	812315	Manure / Silage Fork, 72-inches in width. Units features 10-forged cranked tines spaced 7-inches apart. Integrated mount to interface with “universal” skid steer mounting system.	270	999.00
	M/SG-60S	812310	Manure / Silage Fork with upper grapple, 60-inches in width. Unit features 8-forged cranked tines spaced 7-inches apart, 34-inch wide upper grapples, hoses with connect under pressure flat-faced couplers and integrated mount to interface with “universal” skid steer mounting system	375	2,175.00
	M/SG-72S	812320	Manure / Silage Fork with upper grapple, 72-inches in width. Unit features 10-forged cranked tines spaced 7-inches apart, 34-inch wide upper grapples, hoses with connect under pressure flat-faced couplers and integrated mount to interface with “universal” skid steer mounting system	450	2,375.00

Note: All Weights shown are an estimated weight and do not include shipping materials.

Material Handling Attachments


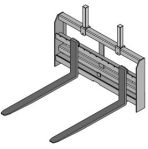


Manure / Silage / Debris Forks Designed for Use on Tractor Loaders

Models are offered to interface with John Deere series Loaders, as well as models that accept our pin-on or quick attach brackets found on pages 33-41

Product	Model	Item #	Description	Lbs.	List
Manure / Silage / Debris for John Deere Loaders					
	M/S-50JD	812300	Manure / Silage Fork, 50-inches in width. Unit features 7 -forged cranked tines. Interfaces with JD 200 / 300 series loaders	172	725.00
	M/S-60JD	812335	Manure / Silage Fork, 60 inches in width. Unit features 8-forged cranked tine. Interfaces with JD 400 / 500 series loaders		949.00
	M/S-66JD	812410	Manure / Silage Forks 66-inches in width. 9-forged cranked tine. Interfaces with JD 400 / 500 series loaders		979.00
	M/S-72JD	812345	Manure / Silage Fork, 60 inches in width. Unit features 10-forged cranked tine. Interfaces with JD 400 / 500 series loaders		1020.00
	M/SG-60JD	812340	Manure / Silage Fork w/ upper grapple, 60-inch. 8-forged ranked tines, 34-inch upper grapple,. Interfaces with JD 400 / 500 series loaders Less hoses & couplers		2,275.00
	M/SG-72JD	812350	Manure / Silage Fork w/ upper grapple, 72-inch 10-forged cranked tines, 34-inch upper grapple, Interfaces with JD 400 / 500 series loaders Less hoses & couplers		2,475.00
Universal Manure / Silage / Debris Forks. Designed to be used with our optional bolt-on brackets shown on pages 33-41. Brackets are required to complete unit.					
	M/S-60U	812385	Universal Manure / Silage Fork. 60-inch width, 8-forged cranked tines. Optional brackets for most quick attach system available		929.00
	M/S-72U	812390	Universal Manure / Silage Fork. 72-inch width, 10-forged cranked tines. Optional brackets for most quick attach system available		999.00
	M/SG-60U	812395	Universal Manure / Silage Fork w/ upper grapple, 60-inch, 8-forged cranked tines, 34-inch upper grapple. Opt. bracket for most quick attach system available. Less hoses & couplers		1,885.00
	M/SG-72U	812398	Universal Manure / Silage Fork w/ upper grapple, 72-inch, 10-forged cranked tines, 34-inch upper grapple. Opt. bracket for most quick attach system available. Less hoses & couplers		2,100.00

Note: All Weights shown are an estimated weight and do not include shipping materials.



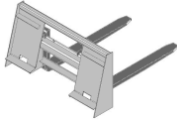

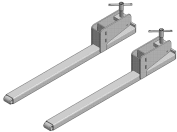
Material Handling Attachments

Pallet Forks Designed for Use on Skid Steer Loaders					
Interfaces with the "Universal " skid steer quick attach mount. Check if unit was built before 1995.					
Product	Model	Item #	Description	Lbs	List
	SSPF-442	832400	Skid Steer Pallet Forks with <u>step-through backstop</u> . Rated at 4,000 lbs. Rail style, 42" x 1-1/4" x 4" solid forks w/ spring-loaded toggle latch for positioning.	345	970.00
	SSPF-448	832415	Skid Steer Pallet Forks with <u>step-through backstop</u> . Rated at 4,000 lbs. Rail style, 48" x 1-1/4" x 4" solid forks w/ spring-loaded toggle latch for positioning.	359	970.00
	SSPF-3748	831370	Skid Steer Pallet forks with One-piece backstop Rated 4,000 lbs.	315	970.00
Pallet Forks Designed for Use on Front Loaders					
	PF-448	831830	Rail Style Front Loader Pallet Forks. Rated at 4,000 lbs. Solid 48" long (1-1/4" x 4") forks. Designed to mount to loaders with center to center between arms up to 50". Optional interfacing brackets available. NOT FOR USE ON BI-DIRECTIONAL	438	990.00
John Deere Integrated Frame Pallet Forks for 400/500 Series Loaders					
	JDPF-5448	832435	Integrated frame pallet forks for John Deere 400/500 series loaders, rated at 4,000 lbs. Solid forks are 1-1/4"x 4"x 48" long.	359	970.00
	JDPF-5442	832420	Integrated frame pallet forks for John Deere 400/500 series loaders, rated at 4,000 lbs. Solid forks are 1-1/4"x 4"x 42" long.	345	970.00
John Deere Integrated Frame Pallet Forks for 600 / 700 Series Loaders					
	JDPF-6748	832440	Integrated frame pallet forks for John Deere 600/700 series loaders, rated at 5,500 lbs. Solid forks are 1-1/2" x 4" x 48" long.	405	1,165.00
Integrated Frame Pallet Forks With Euro / Global Attaching Method					
	GLPF-5548	832460	Integrated frame pallet forks for loaders with the Euro / Global attaching method. Forks are 48" long (1 1/2 "x 4"). Rated at 5,500 lbs.	393	1,065.00
	GLPF-442	832452	Integrated frame pallet forks for loaders with the Euro / Global attaching method. Forks are 42" long (1-1/4 "x 4"). Rated at 4,000 lbs	335	970.00
	GLPF-448	832458	Integrated frame pallet forks for loaders with the Euro / Global attaching method. Forks are 48" long (1-1/4 "x 4"). Rated at 4,000 lbs	350	970.00

See Page 15 for Pallet Forks rated at 2,000 lbs for Compact Tractors

Note: All Weights shown are an estimated weight and do not include shipping materials.

Material Handling Attachments

Pallet Forks for Compact Tractors					
Units feature Class I forks rated at 2,000 lbs for the pair.					
	FLPF-2000	832525	Rail style pallet forks Rated at 2,000 lbs. Features solid forks, 1" x 3.5" x 42", with spring-loaded toggle latch for positioning. Optional interfacing brackets for most quick attach systems on page 16. For loaders with ctr.-ctr. distance of 42" or less of the loader arms. Not for 3-pt. Cannot be used with 811275 bracket.	270	780.00
	JDPF-2000	832530	Integrated frame pallet forks for John Deere 200/300 series loaders. Rail style rated at 2,000 lbs. Solid forks, 1"x 3.5"x 42" with spring-loaded toggle latch for positioning.	280	825.00
	SSPF-242	832520	Integrated frame pallet forks for compact tractor loaders that utilize the "universal" skid steer attachment system. Rail style rated at 2,000 lbs. Solid forks 1"x3.5"x42" with spring-loaded toggle latch for positioning	290	710.00
Conversion Brackets					
	WSP	832540	Weld-on Plate simply welds to existing attachment to convert to "universal" quick-attach mounting interface. CNC cut and formed from 1/4" hot rolled plate with solid 1/2" x 1-1/2" top bar.	46	139.00
Euro to Skid Steer Adaptor		832550	Interfaces with loader that use the Euro / Global attaching system to allow the use of skid steer type attachments	110	640.00
JD 400/500 to Skid Steer		832620	Interfaces with JD 400/500 series quick attach loaders to allow the use of skid steer type attachments	132	650.00
Clamp-On Bucket Pallet Forks – Pair					
	BF-1000	831950	Clamp-On Bucket Pallet Forks – 1,000 lb. capacity. 35" useable tine length. Fits most loader buckets. Socket for 2x4 backstop.	78	375.00
	BF-2000	831930	Clamp-On Bucket Pallet Forks – 2,000 lb. capacity. 42" useable tine length. Fits most loader buckets. Socket for 2x4 backstop.	102	425.00
	BF-4000	831960	Clamp-On Bucket Pallet Forks – 4,000 lb. capacity. 42" useable tine length. Fits most loader buckets. Socket for 2x4 backstop.	168	690.00

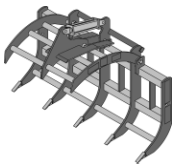
Note: All Weights shown are an estimated weight and do not include shipping materials.

Material Handling Attachments

Grapple Rakes for Compact Tractors up to 40 HP

Model FLGR-4062 is priced less brackets. Brackets must be ordered separately (below).

Model FLGR-4062S design incorporates “universal” quick attach system.

Product	Model	Item #	Description	Lbs.	List
	FLGR-4062	811460	Designed for Compact Tractor Front Loaders. Grapple Rake is 60-inch wide for picking up hard to handle materials. Single cylinder controls upper grapple. Optional interfacing brackets for most compact loaders available.	277	1,750.00
	FLGR-4062S	811480	For Compact Tractor Front Loaders w/ “universal” quick attach system. 60-inch wide for picking up hard to handle materials. Single cylinder controls upper grapple. Not for skid steers (ETG Series Grapples page 10)	355	1,865.00
Interfacing Brackets for Compact Tractor Grapple Rake, FLPF-2000 Pallet Fork, and 5-ft. / 6-ft SBFL Snow Blades.					
Model	Item #	Description	Lbs.	List	
	811235	Designed for pin on Loaders with 1” Pins (pair)	58	195.00	
	811220	Designed for pin-on loaders with ¾” pins (pair)	58	195.00	
	811240	Designed for pin-on loaders with 1-1/8” pins (pair)	59	205.00	
	811245	Designed for pin-on loaders with 1-3/16” pins (pair)	59	205.00	
	811250	Designed for pin-on loaders with 1-1/4” pins (pair)	60	205.00	
Branson	811295	Branson Interfacing Brackets for Models BL10A, BL20A	45	280.00	
Case / IH	811255	Case/IH for LX-132 with 1-1/4” pins with large offset (pair)	59	235.00	
John Deere	811260	John Deere Interfacing Brackets for models 300, 300CX, 410, 420, 430, 440, 460, 400X when used with FLGR-4062 / ULF-2046	55	385.00	
Kubota	811280	Kubota Interfacing Brackets for Model LA1001 when using FLGR-4062 / ULF-2046	55	340.00	
Kubota	811285	Kubota Interfacing Brackets for Model LA1251 when using FLGR-4062 / ULF-2046	60	310.00	
Kubota	811290	Kubota Interfacing Brackets for Model LA852 when using FLGR-4062 / ULF-2046	62	310.00	
Massey Ferguson	811265	MF Brackets for Models 1462, 1464, 1515, 1520, 1525, for FLGR-4062 / ULF-2046	58	340.00	
MF	811220	MF Brackets for DL-100 loader		215.00	
TYM	811265	TYM Interfacing Brackets for Model TL-300	58	340.00	
	811275	Bolt-on “Universal” Skid Steer Style bracket for FLGR-4062	90	300.00	

NOTE: These interfacing brackets fit only compact tractor attachments.


Interfacing brackets for all other front loader attachments are listed on pages 33-41.

Note: All Weights shown are an estimated weight and do not include shipping materials.

Land Management Attachments

Snow Blades for Skid Steers & Front Loaders

All snow blades have trip springs for controlled break over in snow, or lock for light grading of loose dirt or gravel. All have 3/8" x 6" reversible hard steel cutting edges and height adjustable skid shoes (6" x 1/2" thick) that rotate for long wear. Manual angle adjustment is standard on 5-ft., 6-ft., & 7.5-ft. models (optional hyd. angle kits avail.). 9-ft. blades have hyd. angle adj. & cross-over relief valve as std. equip. 7.5-ft. & 9-ft. models have 5° lateral oscillation feature as std. equip.


Product	Model	Item #	Description	Lbs.	List	
Recommended HP 35 – 80 / Maximum Operating Weight 8,000 lbs						
	SBS-27108A	360070	HD 9-ft Snow Blade for Skid Steer Loaders. 5° lateral oscillation and hyd. angle adj. with cross-over relief valve, 27" high moldboard.	665	3,570.00	
	SBFL-27108A	360075	HD 9-ft Snow Blade for Tractor Front Loaders. 5° lateral oscillation and hyd. angle adj. With cross-over relief valve, 27" high moldboard. Opt. interfacing brackets page 33-41.	690	3,510.00	
	SBG-27108A	360078	HD 9-ft. Snow Blade for tractor front loaders w/ Global / Euro carrier system. 5° degree lateral oscillation and hyd. Angle adj. w/ crossover relief valve, 27" high moldboard.		3,570.00	
	SBJD-27108A	360275	HD 9-ft. Snow Blade for JD 400/500 series front loaders. 5° degree lateral oscillation and hyd. Angle adj. w/ crossover relief valve, 27" high moldboard		3,640.00	
	Recommended HP 30 –80 / Maximum Operating Weight 8,000 lbs					
	SBS-2790A	360080	HD 7.5-ft Snow Blade for Skid Steer Loaders. 5° lateral oscillation & man. angle adj. std. 27" high moldboard.	530	2,555.00	
		360165	Opt. Hyd. Angle Adj. Kit for SBS-2790A installed on a skid steer. Cylinders, 6' hoses / flat faced "connect under pressure" couplers	45	520.00	
	SBFL-2790A	360085	HD 7.5-ft Snow Blade for Tractor Front Loaders. 5° lateral oscillation and man. angle adj. std. 27" high moldboard. Opt. interfacing brackets on pg. 33-41.	555	2,495.00	
	SBG-2790A	360090	HD 7.5-ft. Snow Blade for tractor front loaders w/ Global / Euro carrier system. 5° lateral oscillation and man. Angle adj. std. 27" high moldboard.		2,555.00	
	SBJD-2790A	360270	HD 7.5-ft. Snow Blade for JD 400/500 series front loaders. 5° lateral oscillation and man. Angle adj. std. 27" high moldboard		2,690.00	
	360168	Opt. Hyd. Angle Adj. Kit for SBFL-2790A, SBG-2790A, or SBS-2790A installed on a front loader. Incl. cylinders, fittings / hoses between cylinders. Does not include remote hoses / quick couplers.	40	320.00		
	360065	Opt. crossover relief valve. Fits all hyd. angle adj. kits for snow blades. Protects blade from damage.	7	245.00		

Note: All Weights shown are an estimated weight and do not include shipping materials.

Land Management Attachments

Snow Blades for Skid Steers & Front Loaders Designed for Tractors and Skid Steers 40 hp and Less

All snow blades have trip springs for controlled break over in snow and lock for light grading of loose dirt or gravel. All have 3/8" x 6" reversible hard steel cutting edge and height adjustable skid shoes (6" x 1/2" thick) that rotate for long wear. Manual angle adjustment is standard on 5-ft., 6-ft. models

Product	Model	Item #	Description	Lbs.	List	
Recommended HP 25 - 45 / Maximum Operating Weight 4,500 lbs						
	SBS-2172	360130	6-ft. Snow Blade for compact tractors 40-hp or less w/ loaders that utilize the "Universal" quick-attach system. 21" high moldboard.	350	1,940.00	
	SBFL-2172	360160	6-ft. Snow Blade for compact tractors 40-hp or less. 21" high moldboard. Shipped less brackets. Optional interfacing brackets listed on page 16.	366	1,855.00	
	SBJD-2172	360255	6-ft Snow Blade for JD 200, 300, 400 loaders equipped with JD QA System.		1,970.00	
	Recommended HP 25 - 45 / Maximum Operating Weight 4,500 lbs					
	SBS-2160	360100	5-ft. Snow Blade for compact tractors 40-hp or less w/ loaders that utilize the "Universal" quick-attach system. 21" high moldboard.	334	1,880.00	
	SBFL-2160	360140	5-ft. Snow Blade for compact tractors 40-hp or less. 21" high moldboard. Shipped less brackets. Optional interfacing brackets listed on page 16.	347	1,830.00	
	SBJD-2160	360250	5-ft Snow Blade for JD 200, 300, 400 loaders equipped with JD QA System.		1,865.00	
		360170	Optional Hydraulic Angle Adjustment Kit for SBS & SBFL - 5-ft and 6-ft. snow blades. Includes cylinders, fittings and hoses between cylinders. Does not include hoses to tractor remotes or quick couplers.	40	\$375.00	
		360065	Optional crossover relief valve. Fits all hydraulic angle adjustment kits for snow blades. Protects blade from damage.	7	245.00	
Clamp-On Snow Blades for Compact Tractors up to 35 hp						
	SBC-2172	360290	6-ft Clamp-on Snow Blade for compact tractors. Uses chain & turnbuckle system 21" high moldboard	335	1,710.00	
	SBC-2160	360280	5-ft Clamp-on Snow Blade for compact tractors. Uses chain & turnbuckle system 21" high moldboard	305	1,660.00	
		360220	Optional top deflector for 5-ft. blade		\$115.00	
		360223	Optional top deflector for 6-ft. blade		\$135.00	
Snow Options Below Fit Blades on Page 17.						
		360227	Optional top deflector for 7.5-ft. blade		\$155.00	
		360230	Optional top deflector for 9-ft. blade		\$195.00	
		360235	Optional sight indicator for all snow blades models.		\$39.00	

Note: All Weights shown are an estimated weight and do not include shipping materials.

Land Management Attachments

Rotary Brooms

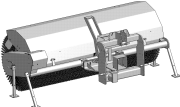
Brooms angle 30-degrees right or left, and height adjustment chains maintain even operating position.
Available in 32" diameter poly (P) or poly /wire (PW) combination. Parking stand standard.

Either manual or hydraulic angle adjustment kit is required.

NOTE: For complete broom assembly, choose broom from Group 1, and kit from Group 2 below.

Group 1 – Base Broom

PTO Driven Double Gearbox Drive

Product	Model	Item #	Description	Lbs.	List
	RMB-325P	610705	5-ft. Wide Poly Broom. Angle kit req. Cat. I Quick Hitch compatible.	640	4,835.00
	RMB-325PW	610700	5-ft. Wide Poly / Wire Broom. Angle kit req. Cat. I Quick Hitch compatible.	640	4,835.00
	RMB-326P	610755	6-ft. Wide Poly Broom. Angle kit req. Cat. I Quick Hitch compatible.	740	5,055.00
	RMB-326PW	610750	6-ft. Wide Poly / Wire Broom. Angle kit req. Cat. I Quick Hitch compatible	740	5,055.00
	RMB-327P	610805	7-ft. Wide Poly Broom. Angle kit req. Cat. I Quick Hitch compatible.	840	5,515.00
	RMB-327PW	610800	7-ft. Wide Poly / Wire Broom. Angle kit req. Cat. I Quick Hitch compatible	840	5,515.00

Skid Steer Mount Hydraulic Drive

	SSMB-325P	610961	5-ft. Wide Poly Broom. Angle kit req.		5,160.00
	SSMB-325PW	610960	5-ft. Wide Poly / Wire Broom. Angle kit required.	714	5,160.00
	SSMB-326P	610966	6-ft. Wide Poly Broom. Angle kit req.		5,495.00
	SSMB-326PW	610965	6-ft. Wide Poly / Wire Broom. Angle kit required.	774	5,495.00
	SSMB-327P	610971	7-ft. Wide Poly Broom. Angle kit req.		6,055.00
	SSMB-327PW	610970	7-ft. Wide Poly / Wire Broom. Angle kit required.	833	6,055.00

Group 2 – Angle Adjustment Kit

Item #	Description	Lbs.	List
610702	Manual Angle Adjustment Kit	6	130.00
610703	Hydraulic Angle Adjustment Kit. Includes cylinder, hoses less tips. Use on units with two sets of remote couplers.		400.00
610940	Hydraulic Angle Adjustment Kit with elec. hydraulic solenoid control. For skid steer rotary brooms used on units equipped with only one set of remotes. Includes cylinder, hoses, valve, & flat-faced couplers. Factory installed.		1,345.00

Note: All broom prices include a well-built crate and can be stacked and shipped 2-high.

Field Installed Hydraulic Kit


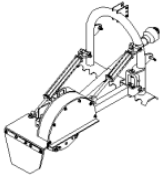

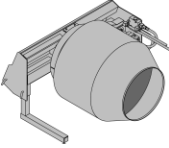
610950	Field Installed Hydraulic Angle Adjustment Kit with elec. hydraulic solenoid control. For skid steer rotary brooms used on units equipped with only one set of remotes. Includes cylinder, hoses, valve, & flat-faced couplers..		1,365.00
--------	---	--	----------

Note: All Weights shown are an estimated weight and do not include shipping materials.

Land Management Attachments

Designed for Use on Tractor Front Loaders

All units are priced less any brackets. Pin-on or quick attach brackets must be ordered separately.
(pgs. 31-38)

Product	Model	Item #	Description	Lbs.	List
	TC-8-FL	811300	Loader Mounted Tree Clipper. Solves the problem of trimming hard to reach branches and unwanted trees. Cuts trees up to 8" in dia. Min. hyd. pressure - 2,000 psi	702	4,890.00
Solenoid Kit		811360	Optional Solenoid Kit for Tree Clipper. Allows TC 8 to be used on units equipped with only one remote	25	895.00
Designed for Use on Tractor 3-pt Hitch					
	SG-26A	812200	3-pt mounted PTO driven SmoothCut stump grinder. Features 26" dia. Cutting wheel, carbide steel bolt in teeth. Includes parking stand. Designed for tractors 22- 50 hp	660	5,300.00
	SG - 36A	812210	Same features as above. Larger 36" dia. cutting wheel. Designed for tractors 45-100 hp	880	6,100.00
Replacement Teeth		811600	Box of 12 Carbide teeth for SG-26 / SG-36, with bolts & washers	2	210.00
Designed for use on Skid Steer Loaders					
	TC-8-SS	811305	Skid Steer Mounted Tree Clipper. Cuts trees up to 8" dia. Solenoid valve is std., allowing the operator to control cutting and rotating from a single remote. Min. hyd. pressure 2000 psi. Hoses, less ends, included	710	6,050.00
	SS-590	780950	Skid Steer Mixer. 5 Cu. Ft. (1 bag mix). Hydraulic driven mixer with parking stands. Internally welded mixing paddles for proper mixing. Includes flow control valve (on/off) for easy operation. Hoses includes flat-faced couplers.	395	3,500.00
		2505650	Flat-Faced Coupler Set interfaces w/ standard ends on our SS attachments. 1 ea. 1/2" male 1 ea. 1/2" female coupler	3	170.00



Note: All Weights shown are an estimated weight and do not include shipping materials.

Fence Building Attachments

Hydraulic Post Drivers (Wood / Steel Post)

Complete Drivers (including mounts) for Tractors or Skid Steers. Skid Steer units are designed with "Universal" style quick attach, return line fitting kit is required, unless noted.

Note: All post drivers include a Post Holder as standard equipment.

Product	Model	Item #	Description	Lbs.	List
	HPD-16	814400	Center Mount for Tractor 3-pt (Cat I/II). Manual Adjustment driver w/ stabilizer legs. Maximum post size 5" x 9'	600	3,290.00
	HPD-16 HFL	814835	Front Loader Mounted all Hydraulic Adjustment driver. Maximum post size 6" x 9'	1125	6,220.00
	HPD-16MSS	814628	Skid Steer Mounted all Manual Adjustment Maximum post size 6" x 9'	678	4,110.00
	HPD-16HSS	814630	Skid Steer Mounted all Hydraulic Adjustment driver. Maximum post size 6" x 9'	950	6,450.00
	HPD-16HSS/P	815020	Skid Steer Mounted self-contained all Hydraulic Adjustment driver. No special return line fittings are required. Maximum post size 6" x 9'	1283	9,630.00
	HPD-16SHC	814825	Center Mount for Tractor 3-pt (Cat. I/II). All Hydraulic Adjustment driver. Maximum post size 6" x 9'	875	5,560.00
	HPD-16SWO	814855	Offset Mount for Tractor 3-pt (Cat. I/II) All Hydraulic Adjustment driver. Maximum post size 6" x 9'	1683	9,680.00
	HPD-20	814500	Center Mount for Tractor 3-pt (Cat I/II). Manual Adjustment driver w/ stabilizer legs. Maximum post size 8-3/4" x 10'	795	4,485.00
	HPD-20 HFL	814935	Front Loader Mounted all Hydraulic Adjustment driver. Maximum post size 8-3/4" x 10'	1275	7,415.00
	HPD-20MSS	814633	Skid Steer Mounted all Manual Adjustment Maximum post size 8-3/4" x 10'	828	5,305.00
	HPD-20HSS	814635	Skid Steer Mounted all Hydraulic Adjustment driver. Maximum post size 8-3/4" x 10'	1245	7,645.00
	HPD-20HSS/P	815025	Skid Steer Mounted self-contained all Hydraulic Adjustment driver. No special return line fittings are required. Maximum post size 8-3/4" x 10'	1385	10,825.00
	HPD-20 SHC	814925	Center Mount for Tractor 3-pt (Cat. I/II). All Hydraulic Adjustment driver. Maximum post size 8-3/4" x 10'	1035	6,755.00
	HPD-20SWO	814955	Offset Mount for Tractor 3-pt (Cat. I/II) All Hydraulic Adjustment driver. Maximum post size 8-3/4" x 10'	1878	10,875.00



Note: MSS & HSS models for skid steer loaders require the purchase of a return line package for proper operation.

Note: All Weights shown are an estimated weight and do not include shipping materials.

Fence Building Attachments

Hydraulic Post Drivers (Wood / Steel Post)

Complete Drivers(including mount) for Tractors or Skid Steers. Skid Steer units are designed with "Universal" style quick attach, return line fitting kit is required, unless noted. Post Holder Standard.

Product	Model	Item #	Description	Lbs.	List
	HPD-24SHC	814983	Center Mount for Tractor 3-pt (Cat. II). All Hydraulic Adjustment driver. Maximum post size 11" x 10'	1215	8,150.00
	HPD-24HSS	814982	Skid Steer Mounted all Hydraulic Adjustment driver. Maximum post size 11" x 10'	1429	9,040.00
	HPD-24HSS/P	815030	Skid Steer Mounted self-contained all Hydraulic Adjustment driver. No special return line fittings are required. Maximum post size 11" x 10'	1575	12,220.00
	HPD-24SWO	814984	Offset Mount for Tractor 3-pt (Cat. II) All Hydraulic Adjustment driver. Maximum post size 11" x 10'	2194	12,270.00
Post Driver Accessories and Mounts.					
Mounting Kits are listed to allow conversion of standard Post Driver.					
	Post Holder	815130	Fits Worksaver hydraulic post drivers previously manufactured without post holders. Spring loaded, holds post in position until post is started. Not for "T" posts. Can ship UPS.	25	190.00
Manual Mount Kits For 3-pt Only		814580	Manual Adjustment Base with 3-pt mount and stabilizer legs	168	1,045.00
Front Loader Mount		814845	Hydraulic Front Loader Mount (HFL) For models 16 & 20 drivers only. (Optional Q.A. Brackets pg. 33-41)	675	3,975.00
Skid Steer Mounts		814637	Manual Adjustment (MSS) mount for Skid Steer. Models 16 & 20 drivers only.	193	1,865.00
		814610	Hydraulic Adjustment (HSS) mount for Skid Steer. Models 16, 20 & 24 drivers	514	4,205.00
		815000	Optional Hydraulic Power Package for hydraulic adjustment Skid Steer mounts. Contains, hydraulic motor w/self-contained hydraulic system. (Use with mount 814610)	201	3,180.00
Hydraulic Mount Kits For 3-pt Only		814680	Hydraulic adj. center mount (SHC) only for HPD-16, 20, & 24 drivers.	380	3,315.00
		814805	Offset Pivot Mount (SWO) for Models 16, 20 & 24 drivers. Includes hydraulic package	933	7,435.00
		814490	Adapter for steel "T"posts	11	85.00

Note: MSS & HSS models for skid steer loaders require the purchase of a return line package for proper operation.

Note: All Weights shown are an estimated weight and do not include shipping materials.

22 (09/12/2011) Rev. 1

Fence Building Attachments

Return Line Kits for Skid Steer Mounted Post Drivers

Return Line kits are required for all MSS & HSS (except HSS/P) models. These kits contain fittings to allow the oil to be returned to the hydraulic reservoir.






Product	Model	Item #	Description	Lbs.	List
	Bobcat	814905	Return line fittings, hoses, and hardware for S200, S250, S300, S330, T250, T300, T320, T630, T650 and earlier models except 773G & 873G (Note: approx. 4" dia. screw type plastic cap)	5	140.00
	Bobcat	814908	For Models S130, S150, S160, S175, S185, T140, T190 (Rubber plug type cap)	6	140.00
	Case	815105	For most 1835, 1835B, 1835C, 1840, 1845, 1845B & 1845C (Large Diameter Cap)	7	230.00
	Case	814915	For Models 410,420,430,440,435,445,450,465 Return line fitting	6	230.00
	Case	814915	For Models 40XT, 60XT, 70XT, 75XT, 85XT, 90XT, 95XT Return line fitting	6	230.00
	Thomas	814915	For All Models including 85, 105, 137, 153, 175, 205, 250, 255 Return line fitting	6	230.00
	Daewoo	814915	For All Models including 430, 440, 450, 460 Return line fitting	6	230.00
	John Deere	814910	For Units prior to 1/99 Return line fittings, hose and hardware	6	230.00
	John Deere 200-Series	814920	For early 200-series return line fittings, hose and hardware.	6	200.00
	John Deere	815075	For late models 260, 270, 280 with screw type hydraulic reservoir cap, return line fittings	6	140.00
	John Deere	815075	For Models 317,320, 325, 328, 332 return line fittings (Side panel must be removed)	6	140.00
	John Deere	815110	For Models 313, 315, 318D, 319D, 320D, 323D, 326D, 328D, 329D, 332D, 333D Return line fitting	6	200.00
	Gehl	814895	For All Models including SL 3635 SX, SL3935 SX, SL 4640, SL 4840, SL 5640, SL 6640, SL 7810 Return line fitting	7	140.00
	Mustang	814940	For All Models including 2022, 2032, 2044, 2054, 2066, 2076, 2086, 2099, 2109 Return line fitting	6	150.00
	New Holland	814910	For All Models including LS120, LS125, LS140, LS150, LS160, LS170, LS175, LS180, LS185.B, LS190.B Return line fittings, hose & hardware	6	230.00

Note: Every attempt has been made to provide return line packages for current skid steer loader models. However, some models are not adaptable (i.e.: Caterpillar Models, ASV Posi-Track and others). They can be fit with a hydraulic post driver by using a HSS/P model, which is a self-contained units and requires no return line fitting. If you have questions, please consult the factory.

Note: All Weights shown are an estimated weight and do not include shipping materials.

23 (09/12/2011) Rev. 1


Fence Building Attachments

Post Hole Diggers, PTO & Hydraulic Driven					
Post Hole Diggers for Tractors or Skid Steers.. Prices shown are less auger.					
Product	Model	Item #	Description	Lbs.	List
	300	170545	Low-profile model, 3-pt mounted. PTO driven with shear-bolt protection. For sub-compact tractors (14-24 hp). Cat. O with 7/8" pins. Requires use of 30" long augers. Ships in one carton. (Uses 6"-12" augers)	149	759.00
	500	170990	Standard-duty model, 3-pt mounted. PTO driven. Shear-bolt protected. (6"-12" augers) Cat. I/II with 7/8" pins. Ships in one carton.	160	779.00
	720	706160	Heavy-duty 3-pt mounted. PTO driven. Shear-bolt protected. (6" -24" augers) Cat. I/II with 7/8" pins. Ships in one carton.	206	999.00
	925	709540	Industrial-duty 3-pt mounted. PTO driven. Shear-bolt protected. (6" - 30" augers) Cat. I/II with 7/8" pins. Ships in one carton.	210	1,255.00
	614HC	702090	3-pt mounted Post Hole Digger. Hydraulically driven. Requires 5 - 10 gpm Hydraulic Flow @1500-3000 psi. (6"-14" augers) Includes hoses less ends.	180	1,825.00
	624HC	702095	3-pt mounted Post Hole Digger. Hydraulically driven. Requires 10 - 20 gpm hydraulic flow. @1500-3000 psi. (6"-24" augers) Includes hoses less ends.	182	1,860.00
	714HC	702100	Hydraulic, Bolts on side of loader bucket. Requires 5 - 10 gpm hydraulic flow @1500-3000 psi. (6"-14" augers) Less hoses.	125	1,680.00
	724HC	702105	Hydraulic, Bolts on side of loader bucket. Requires 10 - 20 gpm hydraulic flow @1500-3000 psi. Less hoses. (Uses 6"-24")	127	1,700.00
	814HC	702110	Hydraulic, Clamp-on mount. Requires 5-10 gpm @ 1500-3000 psi (Uses 6"-14" augers) Less hoses	194	1,845.00
	824HC	702115	Hydraulic, Clamp-on mount Requires 10-20 gpm @ 1500-3000 psi (Uses 6"-24" augers) Less hoses	196	1,865.00

**Hydraulic Post Hole Diggers for Skid Steer and Euro mount
Are list on Page 25**

Fence Building Attachments

Post Hole Diggers, PTO & Hydraulic Driven					
Post Hole Diggers for Tractors or Skid Steers.. Prices shown are less auger.					
Product	Model	Item #	Description	Lbs.	List
	924HC	702125	“Universal” Skid Steer Mount. Hydraulically Driven. Requires 10-20 gpm @ 1500-3000 psi. (6”-24” augers) Less Hoses	210	1,760.00
	914HC	702120	“Universal” Skid Steer Mount. Hydraulically driven. Requires 5-10 gpm @ 1500-3000 psi. For tractor front loaders with “Universal” skid steer mount. (less hoses)	208	1,730.00
	924HC/Euro	702135	Euro / Global Mount. Hydraulically Driven. Requires 10 – 20 gpm @ 1500-3000 psi (6”-24” augers) Less Hoses.	220	1,700.00

Post Hole Diggers Accessories					
Product	Model	Item #	Description	Lbs.	List
Optional Down Force Kits for Increased Digging Pressure.					
Recommended when using IDA, IDRA & IDRA Augers.					
	DFK-50	170810	Down Force Kit for Model 500 PHD. Includes Hydraulic cylinder & hoses	39	415.00
	DFK-70	706080	Down For Kit For Models 720, 614HC & 624HC. Includes Hydraulic cylinder & hoses	40	415.00
	DFK-90	709025	Down Force Kit for Model 925 PHD. Includes Hydraulic cylinders & hoses	42	415.00

Parking Stand Kits for Post Hole Diggers					
		102160	Parking Stand Kit for Model 300 PHD	11	99.00
		102165	Parking Stand Kit for Models 500/720 PHD	12	105.00
		102170	Parking Stand Kit for Model 925 PHD	13	115.00

Input / Output Replacement Guard Kits for Older Worksaver Post Hole Diggers Only					
INSTALL SAFETY SHIELDS ON ANY AND ALL OLDER POST HOLE DIGGERS Kits include mounting hardware and safety signs.		170520	For Model 500 Post Hole Digger with Curtis Gearbox. (Note: Gearbox has cast hole for handle on side)	9	35.00
		170525	For Model 500 Post Hole Digger with Comer Gearbox (Note: No threaded holes in bottom of gearbox)	8	35.00
		170530	For Model 500 Post Hole Digger with Comer Gearbox (Note: Threaded holes in bottom of gearbox)	7	35.00
		170535	For Model 706 Post Hole Digger with Omni Gearbox	9	35.00
		170540	Guard for 12” Auger Extension manufactured prior to 1/96 (Note: need to drill hole)	4	35.00


Note: All Weights shown are an estimated weight and do not include shipping materials.

Fence Building Attachments

Augers for Standard to Moderate Digging Conditions

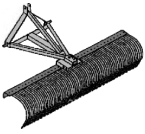


All Augers are for 2" O.D. round output shafts only. Retained by two 1/2" bolt 90 degrees apart.

All Augers feature a Bolt-in Fishtail Center Point.

Product	Model	Item #	Description	Lbs.	List
30 Inch Long Augers for use with Model 300 Post Hole Digger Only					
	6" SF	170575	6" Single Flight Augers with Teeth	19	165.00
	9" SF	170565	9" Single Flight Augers with Teeth	25	170.00
	12" SF	170570	12" Single Flight Augers with Teeth	28	175.00
42 Inch Long Augers for All Models except Model 300					
	6" SF	170585	6" Std. Duty Single Flight Auger with teeth	20	165.00
	9" SF	170710	9" Std. Duty Single Flight Auger with teeth	28	170.00
	12" SF	170720	12" Std. Duty Single Flight Auger with teeth	32	175.00
	6" HDSF	706150	6" HD Single Flight Auger with teeth.	22	187.00
	6" HDDF	706155	6" HD Double Flight Auger with teeth	32	207.00
	9" HDSF	706109	9" HD Single Flight Auger with teeth.	37	217.00
	9" HDDF	706009	9" HD Double Flight Auger with teeth.	47	237.00
	12" HDSF	706112	12" HD Single Flight Auger with teeth.	46	247.00
	12" HDDF	706012	12" HD Double Flight Auger with teeth.	54	277.00
	14" HDSF	706033	14" HD Single Flight Auger with teeth.	62	297.00
	14" HDDF	706037	14" HD Double Flight Auger with teeth.	76	337.00
	18" HDDF	706070	18" HD Double Flight Auger with teeth.	98	505.00
	24" HDDF	706075	24" HD Double Flight Auger with teeth.	128	665.00
	30" HDDF	709045	30" HD Double Flight Auger with teeth.	190	860.00
Landscape Augers					
	18" HDDFP	706018	18" HD Double Flight Auger with 9" Pilot with teeth and fish tail center point	108	690.00
	24" HDDFP	706024	24" HD Double Flight Auger with 9" Pilot with teeth and fish tail center point	138	860.00
Extension & Replacement Center Point					
		170705	12" Auger Extension with guard	16	155.00
		170802	Fish Tail Center Point. Fish tail point is more aggressive than a screw type point. 1-1/4" threaded top. (not for drilling through rocks)	4	39.00
		170430	Bolt-in Fish Tail Center Point	4	39.00
Note: \$10 packaging charge for Augers shipped UPS (under 70 lbs) Only. Larger Augers ship LTL					

Note: All Weights shown are an estimated weight and do not include shipping materials.

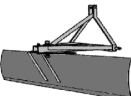
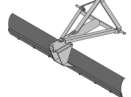
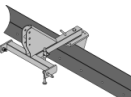
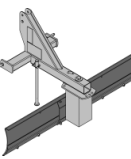
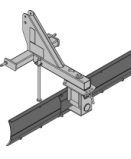
Acreage Attachments

Landscape Rakes					
Units feature 5/16" x 1" tines, individually bolted to the tinebar. Tractor 3-pt mounted attachments					
Product	Model	Item #	Description	Lbs.	List
	DCR-4	341700	4-ft Economy Landscape Rake for 3-pt hitch. Cat. 0/I shipped with 7/8" pins For Tractors up to 25 hp	124	510.00
	DCR-5	341710	5-ft Economy Landscape Rake for 3-pt hitch. Cat. 0/I shipped with 7/8" pins For Tractors up to 25 hp	134	575.00
	MCR-6	341890	6-ft Std-duty Landscape Rake for 3-pt hitch Cat. I (7/8" pins) For Tractors up to 40 hp	187	665.00
	MCR-7	341880	7-ft Std-duty Landscape Rake for 3-pt hitch Cat. I (7/8" pins) For Tractors up to 40 hp	199	695.00
LRHD Landscape Rakes are Cat. I Quick Hitch Compatible. Includes Parking Stand					
	LRHD-6	342240	6-ft Heavy Duty Landscape Rake for 3-pt hitch. Cat. I (7/8" pins) For Tractors up to 60 hp	279	990.00
	LRHD-7	342250	7-ft Heavy Duty Landscape Rake for 3-pt hitch. Cat. I (7/8" pins) For Tractors up to 60 hp	330	1,035.00
	LRHD-8	342255	8-ft Heavy Duty Landscape Rake for 3-pt hitch. Cat. I (7/8" pins) For Tractors up to 60 hp	365	1,110.00
Landscape Rake Flip-Down Blades & Gauge Wheel Kits					
		341986	6-ft. Flip-Down Blade Kit for LRHD-6	62	295.00
		341987	7-ft. Flip-Down Blade Kit for LRHD-7	69	310.00
		341988	8-ft. Flip-Down Blade Kit for LRHD-8	75	320.00
	SGW-10	341785	Single Gauge Wheel Kit for DCR / MCR	26	220.00
	DGW-20	341775	Dual Gauge Wheel Kit for MCR / LRHD Also will fit prior HLR-series rakes	57	405.00

Note: All Weights shown are an estimated weight and do not include shipping materials.

Acreage Attachments

Tractor 3-pt. Mounted Rear Blades

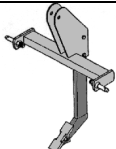
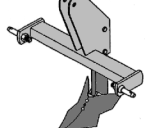
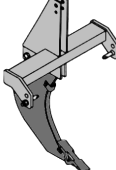
Product	Model	Item #	Description	Lbs.	List
	DC-4	345600	4-ft Economy Rear Blade for 3-pt hitch. For Tractors up to 25 hp. Cat. 0/I., shipped with 7/8" pins. Moldboard height 10."	114	355.00
	DC-5	345500	5-ft Economy Rear Blade for 3-pt hitch. For Tractors up to 25 hp. Cat. 0/I., shipped with 7/8" pins. Moldboard height 10."	126	365.00
	MCRB-72	346775	6-ft Economy Rear Blade for 3-pt Hitch Cat. I with 7/8" pins. Moldboard height is 12" with reversible 6" cutting edge. For Tractors up to 35 hp	185	500.00
	RB-1272	346705	6-ft Standard-duty Rear Blade for 3-pt hitch. Cat. I with 7/8" pins. Moldboard height is 12" 1/2" x 6" cutting edge. For Tractors up to 40 hp	190	570.00
	RB-1284	346715	7-ft Standard-duty Rear Blade for 3-pt hitch. Cat. I with 7/8" pins. Moldboard height is 12" 1/2" x 6" cutting edge. For Tractors up to 40 hp	206	615.00
RBHD Blades are Cat. I Quick Hitch Compatible. Includes Parking Stand					
	RBHD-6	346780	6-ft Utility Rear Blade with offset for 3-pt hitch. Cat. I with 7/8" pins. Will fit Cat. I quick-hitch. Bolt-on 1/2" x 6" cutting edge. For Tractors up to 50 hp	275	740.00
	RBHD-7	346785	7-ft Utility Rear Blade with offset for 3-pt hitch. Cat. I with 7/8" pins. Will fit Cat. I quick-hitch. Bolt-on 1/2" x 6" cutting edge. For Tractors up to 50 hp	300	760.00
	RBHD-6-T	346790	6-ft Utility Rear Blade with offset / tilt for 3-pt hitch. Cat. I with 7/8" pins. Will fit Cat. I quick-hitch. Bolt-on 1/2" x 6" cutting edge For Tractors up to 50 hp	306	890.00
	RBHD-7-T	346795	7-ft Utility Rear Blade with offset / tilt for 3-pt hitch. Cat. I with 7/8" pins. Will fit Cat. I quick-hitch. Bolt-on 1/2" x 6" cutting edge For Tractors up to 50 hp	331	930.00
	SK-4	320035	Skid Shoes for EB series only (pair)	9	55.00
	SK-5	343435	Skid Shoes for RB & MCRB series only (pair)	9	60.00
	SK-8	346745	Skid Shoes for RBHD and older URB / UB series only (pair)	24	245.00
	EP-40	346765	End Plates for URB / RBHD series only (pair)	44	215.00

Note: All Weights shown are an estimated weight and do not include shipping materials.

Acreage Attachments

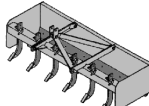
Small Tillage

Tractor 3-pt mounted attachments

Product	Model	Item #	Description	Lbs.	List
	ER-30	800420	3-pt mounted Economy Ripper. Reversible point, unit is shear-bolt protected. Cat. 0/I shipped with 7/8" pins. For Tractors up to 25 hp	66	310.00
	MBP-36	800400	3-pt mounted Economy Middle Buster. Unit has 15" shovel, shear-bolt protected. Cat. 0/I shipped with 7/8" pins For Tractors up to 25 hp	77	320.00
	R-130	800120	3-pt mounted Heavy-duty Single Shank Ripper. Unit features 30" long shank, shear-bolt protected. Cat. I/II shipped with 7/8" pins, frame width is 31". Minimum hp requirement is 30 hp	218	825.00


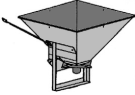
Box Scrapers

Fixed back design with reversible 6" cutting edges. Cat. I (7/8" pins)

	SBX-4	341320	4-ft Std. (3 Shanks) For Tractors 18 –25 hp Will fit Cat. I quick hitch	320	625.00
	SBX-5	341325	5-ft Std (4 Shanks) For Tractors 20-32 hp Will fit Cat. I quick hitch	378	725.00
	SBX-6	341335	6 –ft Std (5 Shanks) For Tractors 25 – 40 hp Will fit Cat. I quick hitch	428	850.00
	SBX-7	341340	7-ft Std (6 Shanks) For Tractors 25 –40 hp Will fit Cat. I quick hitch	469	1075.00


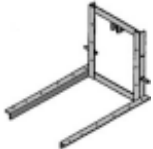
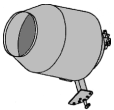
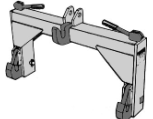
Note: All Weights shown are an estimated weight and do not include shipping materials.

Acreage Attachments

Seeders / Spreaders – PTO Driven					
Tractor 3-pt mounted Cat I w/ 7/8” pins					
Product	Model	Item #	Description	Lbs.	List
	CS-394	420775	3-bushel steel cone PTO Seeder / Spreader. Designed for compact tractors. Holds approximately 240 lbs	105	625.00
	CS-694	420700	6-bushel steel cone PTO Seeder / Spreader. Designed for standard tractors. Holds approximately 480 lbs	110	640.00
	CS-1094	420800	10-bushel steel cone PTO Seeder / Spreader. Designed for larger tractors. Holds approximately 900 lbs	122	690.00
	CSP-1094	420850	10-bushel Poly cone PTO Seeder / Spreader. Designed for larger tractors. Holds approximately 900 lbs	112	1,185.00
		420725	Optional wheel-type lime agitator for CS series cone seeders	3	70.00
Electric Seeders / Spreaders					
	ES1.5	480001	1.5-bushel draw bar mounted steel hopper electric seeder / spreader. Can ship UPS	45	399.00
	ES1.5 PKP	480035	1.5-bushel electric seeder / spreader for mounting to pick-up truck 2” hitch receiver. Can ship UPS	48	399.00
	ES-33	420500	3-bushel draw bar mounted steel hopper electric seeder / spreader	55	515.00


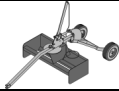




Note: All Weights shown are an estimated weight and do not include shipping materials.

Acreage Attachments

Miscellaneous Attachments					
Tractor 3-pt mounted Cat I w/ 7/8" pins					
Product	Model	Item #	Description	Lbs.	List
	C-5	811050	3-pt mounted bolt together standard-duty crane boom rated at 500 lbs with 70-inch reach (horizontal) for lower lift pins		169.00
	C-20	821000	3-pt mounted pallet forks; rated at 2,000 lbs. Tubular forks 44" in length, spaced 30.5" outside to outside. Cat I /II (7/8" pins) Cat II quick hitch compatible.	119	425.00
	C-95	820200	3-pt mounted platform carrier frame. Lower supports are drilled for platform and are 37.5" in length and spaced 24" apart. Rated for 500 lbs	68	210.00
	580c	780620	3-pt mounted mixer. Capacity 5-cu.ft.(1 bag) PTO driven. Cat 1 (7/8" pins) Includes single acting hydraulic top link cylinder. Not recommended for compact tractors with short lift arms	215	1,250.00
Quick Hitches					
These Quick Hitches attach to the tractors 3-pt, allowing the operator to easily hook on to any implement meeting the category standard without leaving the seat.					
	QH-101	862840	Cat. I for tractors up to 50 hp. Supplied with one set of adapter bushings	76	315.00
	QH-102	862845	Cat. II for tractors up to 100 hp. Supplied with one set of adapter bushings.	134	440.00
	QH-107HD	862850	Cat. II HD for tractors up to 150 hp. Supplied with one set of adapter bushings	160	525.00
	QH-103	862855	Cat III for tractors up to 225 hp.	182	625.00
	QH-106N	862860	Cat. III Narrow for tractors up to 225 hp.	176	625.00
	QH-1023	862880	Cat II to Cat III allows the use of Cat III implements on tractors with Cat II hitches	185	625.00
		862500	Cat I adapter bushing kit for use with QH-101	3	35.00
		862530	Cat. II adapter bushing kit for use with QH-102 & QH-107HD	3	38.00

Note: All Weights shown are an estimated weight and do not include shipping materials.

ATV / Garden Tractor Attachments

Landscaping Attachments					
Pull-type attachments (Not design for road use).					
Product	Model	Item #	Description	Lbs.	List
	PLR-48	341940	Pull-type 4-ft landscape rake with clevis hitch. For ATV or Garden tractors up to 22 hp	195	825.00
	PLR-60	341945	Pull-type 5-ft landscape rake with clevis hitch. For ATV or Garden tractors up to 22 hp	205	875.00
	PLR-72	341950	Pull-type 6-ft landscape rake with clevis hitch. For ATV or Garden tractors up to 22 hp	225	925.00
	PBX-42	341960	Pull-type 42-inch box scraper with clevis hitch. For ATV or Garden tractors up to 22 hp	190	845.00
Note: Pull-type chassis allows either a landscape rake or box scraper to be mounted. If complete unit is purchase from above, additional assembly can be added see below					
		341970	Pull type chassis only (Implement Bridge) for PLR & PBX series	84	460.00
		341888	4-ft Landscape rake tinebar assembly only	111	365.00
		341889	5-ft Landscape rake tinebar assembly only	121	415.00
		341891	6-ft Landscape rake tinebar assembly only	132	465.00
		341955	42-inch box scraper assembly only	106	385.00
Flip-over Attachments					
ATV & Garden Tractor attachments, Flip-over for easy transportation. (Not designed for road use).					
	FOD-16	940420	5-ft single gang flip-over disc with clevis hitch. 16" dia. notched blades. Requires 18 hp or 400 cc minimum. Built-in weight rack	240	740.00
	FOC-48	940400	Flip over Culti-packer, 4-ft wide with 9 1/2" cast iron notched packer wheels.	274	975.00
	FOH-5	940500	5-ft flip-over 5-bar spike tooth harrow. Requires 18hp or 400 cc minimum	205	1095.00
ATV Seeder / Spreader					
Mounts to rack of ATV, 1-bushel capacity poly hopper					
	ATVK-400	403425	ATV Seeder / Spreader. 1-bushel capacity poly hopper. Universal mount designed to fit most brands and models of ATV's. Mounts to ATV rack. Can Ship UPS	42	430.00

Note: All Weights shown are an estimated weight and do not include shipping materials.

Interfacing Quick Attach Brackets

These Brackets are Designed to Interface with the below listed OEM Quick Attach Systems.
These brackets bolt to Worksaver Front Loader Attachments, or can be welded.

Note: Item No. is one pair of brackets

OEM Manufacturer	Item #	Description	Lbs.	List
STANDARD PIN-ON Brackets	830345	Universal Pin-on Brackets. 1" diameter pins.	82	165.00
Skid Steer "Universal" Bracket				
WSP	832540	Weld-on Skid Steer Plate, a very economical method to convert existing attachments to interface with "universal" quick attach system	46	139.00
	831110	Bolt-on "Universal" skid steer kit for Worksaver front loader attachments, will interface with most skid steer mfg '95	95	320.00
	831140	Quick-attach brackets for interfacing with New Holland 500, 700 series and John Deere 500, 600 series Skid Steers	90	405.00
Allied Loaders				
Allied	831600	Semi-Q.A. Brackets for Allied loaders Models 390, 394, 580, 584, 590, 594, 594HSL	51	380.00
Allied	831650	Interfacing Brackets for Allied loaders Models 395,495,595,695,795	76	485.00
Allied	831720	Interfacing Brackets for Allied loaders Models 895, 995	98	525.00
Allied	831110	For Models equipped with optional "universal" skid steer QA system Models 495, 595, 2495,2595	95	320.00
Allied	831730	Interfacing Brackets for Allied loaders Models 2495, 2595, 2596, 2795, 2895 (S & SL)	104	490.00
ALO Loaders				
ALO	830120	Interfacing Brackets for ALO "Quickie" loaders Models Q310, Q340, Q610, Q620, Q640, Q660, Q670, Q710, Q720, Q730, Q740, Q750, Q755, Q760, Q770, Q790, Q910, Q920, Q930, Q940, Q950, Q960, Q970, Q980, Q990, Q1080	84	280.00
AGCO Allis				
AGCO Allis	830490	Interfacing Brackets for AGCO Allis Models 680, 682, 684, FL100	68	295.00
AGCO Allis	830476	Interfacing Brackets for AGCO Allis loaders Models FL 300, 400, 500, 600 Euro-style	88	330.00
AGCO Allis	831790	Interfacing Brackets for ST 35A, ST 40A	62	255.00
AGCO Allis	831110	For Models equipped with "universal" skid steer Q.A. system, Models SL46, SL48	95	320.00
AGCO Allis	830492	Interfacing Brackets for AGCO-Allis loader Models 780, 780SL, 784, 784SL, 884SL	65	400.00
AGCO Allis	830120	Interfacing Bracket for FL-45	84	280.00

Note: All Weights shown are an estimated weight and do not include shipping materials.

Interfacing Quick Attach Brackets

These Brackets are Designed to Interface with the below listed OEM Quick Attach Systems.
These brackets bolt to Worksaver Front Loader Attachments, or can be welded.

Note: Item No. is one pair of brackets

OEM Manufacturer	Item #	Description	Lbs.	List
Bobcat				
Bobcat	831110	For Models equipped with “universal” skid steer QA system. Models 6TL, 7TL, 8TL, 9TL and Versahandler V417	95	320.00
Branson Loaders				
Branson	831110	For Models equipped with optional “universal” skid steer QA system Models BL30, BL20A, BL205, BL40, BL255	95	320.00
Branson	831890	Interfacing Brackets for BL10A, BL20A		310.00
Bush Hog Loaders				
Bush Hog	830319	Adapter Bushing (1” to 1.25”) for use with standard channel brackets when used with Bush Hog loaders Models 2400QT, 2640QT, 3450QT with semi QA kit #24H42141	2	20.00 per pair
Bush Hog	831110	For Models equipped with “universal” skid steer QA system Models 246, 346, 446, 546, 646, M300, 495, 595, 2595, 2595TSL, 3545, 2045, 4045, 5045, 6045	95	320.00
Bush Hog	831625	Interfacing Brackets for Bush Hog loaders Models 3860QT	55	290.00
Bush Hog	831670	Interfacing Brackets for Bush Hog loaders Models 2345	66	385.00
Bush Hog	831680	Interfacing Brackets for Bush Hog loaders Models 2425, 2440, 2445	70	260.00
Bush Hog	831695	Interfacing Brackets for Bush Hog loaders Models 2346, 2426, 2446, 2846, M346, M446, M546	74	495.00
Bush Hog	831740	Interfacing Brackets for Bush Hog loaders Models 3226, 3446	78	535.00
Case-IH				
Case-IH	831110	For Models equipped with optional “universal” skid steer QA system Models LX114, LX116, LX118, LX132, LX152, C160, LX232, LX252, L-340, L-350, L360	95	320.00
Case-IH	831630	Interfacing Brackets for Case-IH loaders Models L300, 510, 520	55	260.00

Note: All Weights shown are an estimated weight and do not include shipping materials.

Interfacing Quick Attach Brackets

These Brackets are Designed to Interface with the below listed OEM Quick Attach Systems. These brackets bolt to Worksaver Front Loader Attachments, or can be welded.				
Note: Item No. is one pair of brackets				
Case-IH	831645	Interfacing Brackets for Case-IH loaders Models 2250, 2350, 2450, 2255	64	340.00
Case-IH	830120	Interfacing Brackets for Case-IH loaders Models 550, 555, 650, 655, 750, 850, L400, L500, L600, L700, L750, L850, LX156, LX162, LX172, LX720, LX730, LX740, LX750, LX760, LX770, LX780	84	280.00
Case-IH	831625	Interfacing Brackets for Case-IH loaders Models 56L	55	290.00
Caterpillar				
Cat	831110	For Models equipped with "universal" skid steer QA system. Models 904B, 906H, TH255	95	320.00
Challenger				
Century	831110	Model 50HL	95	320.00
Challenger	831110	For Models equipped w/ "universal" skid steer QA system Model ML 30B, ML 40B	95	320.00
Challenger	831790	Interfacing Brackets for Models ML 30A and ML 40A	62	285.00
Challenger	830120	Interfacing Brackets for Model ML 77, 97B	84	280.00
Cub Cadet				
Cub Cadet / Yanmar	831110	For Models equipped w/ "universal" skid steer QA system Models 485, 642, CL-300, CL-400	95	320.00
Degalman				
Degalman	831110	Fits Telehandler Model D1EC1	95	320.00
Deutz - Fahr				
Deutz -Fahr	830120	Interfacing Brackets for Model LFZ-760M	84	280.00
Deutz - Fahr	831110	For Models equipped with "universal" skid steer QA system Models 1950, 2150	95	320.00
DuAl (Woods)				
DuAl (Woods)	831560	Interfacing Brackets for DuAl loader Models equipped with Spee-D-Change, 110, 115, 200, 205, 210, 215, 255, 260, 275, 305, 310, 315,355, 360,	55	245.00
DuAl (Woods)	831655	Interfacing Brackets for DuAl loader Models equipped with Speed Couplers 320, 340, 345, 3100, 3150	69	300.00
DuAl (Woods)	831110	For Models equipped w/ "universal" skid steer QA system Models 1009, 1012, 1016, 1020, 1027, LC-96, LC-102, LC-108, LC-114, LU- 126, LU-132	95	320.00
DuAl (Woods)	830120	Interfacing Brackets for DuAl loaders. Models LF-138, LF-156	84	280.00

Note: All Weights shown are an estimated weight and do not include shipping materials.

Interfacing Quick Attach Brackets

These Brackets are Designed to Interface with the below listed OEM Quick Attach Systems. These brackets bolt to Worksaver Front Loader Attachments, or can be welded. Note: Item No. is one pair of brackets				
Farmhand (AGCO)				
Farmhand (AGCO)	830377	Interfacing Brackets for Farmhand loaders (Semi-Q.A.) Models 740, XL740	78	260.00
Farmhand (AGCO)	830370	Interfacing Brackets for Farmhand loaders Models 940, XL740, XL940, XL1140, SL1140, XL1340, SL1340	80	280.00
Farmhand (AGCO)	830240	Interfacing Brackets for Farmhand loaders Models XL945, SL945	86	380.00
Farmtrac	831110	For Models equipped w/ "universal" skid steer QA system Models 5140M, 5040M, 5020M, 5045, 5245, 5340, 5345, 5440, 5445, 5545	95	320.00
Fendt (AGCO)				
Fendt	830476	Interfacing Brackets for Fendt loaders Models 450, 750HSL (Euro-style)	88	330.00
Frey Loaders				
Frey Loaders	830120	Interfacing Brackets for Models ML180, ML200, ML280, ML360, ML460, ML500, ML560, ML750	84	280.00
Frey Loaders	831110	For models equipped with optional "Universal" skid steer QA system. Models ML-180, ML-200, ML-280.	95.00	320.00
New Holland (Ford)				
New Holland (Ford)	830330	Pin-Type Mounting Brackets for NH loaders Models 7109, 7209, 7210, 7309, 7310, 7410	83	470.00
New Holland (Ford)	831605	Interfacing Brackets for NH loaders Models 7210, 7309, 7310, 7410HD	95	370.00
New Holland (Ford)	831590	Interfacing Brackets for NH loaders Models 7312, 7314, 7411, 7412, 7412HD, 7413, 7511, 72 LA	86	320.00
New Holland (Ford)	831110	For Models equipped with optional "universal" skid steer QA system Models 14LA, 16LA, 17LA, 18LA, 32LA, 33LA, 46LB, 52LA, 52LB, 52LC, 56LB, 270TL, 620TL, 210TL, 240TL, 250TL, 260TL, 810TL, 820TL	95	320.00
New Holland (Ford) Models 82LB / 84LB	831720	Interfacing Brackets for NH Models TV-140, TV-145, TV-6070 with loaders 82LB /84LB Note: not compatible with RBSF-449 / 432	98	525.00

Note: All Weights shown are an estimated weight and do not include shipping materials.

Interfacing Quick Attach Brackets

<p>These Brackets are Designed to Interface with the below listed OEM Quick Attach Systems. These brackets bolt to Worksaver Front Loader Attachments, or can be welded. Note: Item No. is one pair of brackets</p>				
New Holland (Ford)				
New Holland (Ford)	830120	Interfacing Brackets for NH loaders Models 56LB, 62LB, 72LB, 810TL, 820TL, 830TL, 840TL, 850TL, 860TL, 870TL	84	280.00
Ford / Versatile / NH	830250	Interfacing Brackets for Versatile / Ford New Holland Bi-Directional with loader Models 256, 276, 9030	120	660.00
Great Bend				
Great Bend	831705	Interfacing Brackets for GB loader 990	72	355.00
Great Bend	831625	Interfacing Brackets for GB loaders Models 330, 360, 440, 660, 760, 770, 860, 870, 880, 3424, 2140, 2144, 2157, 2166, M110	55	290.00
Great Bend	831685	Interfacing Brackets for GB loader 332	74	475.00
Great Bend	831110	For Models equipped with optional "universal" skid steer QA systems, Models 224, 240, 244, 260, 280, 284, 332, 334, 440, 540, 626, 2125, 2130, 2133, 2136, 2140, 2144, 2166	95	320.00
Gehl				
Gehl	831110	Interfacing Brackets for Model 340 Articulated Loader	95	320.00
John Deere				
John Deere	830355	Pin Type (3/4" pins) Mounting Brackets for JD loaders Models 60, 70	81	240.00
John Deere	831575	Pin Type Mounting Brackets for JD loaders Models 620, 640, 720, 725, 740	98	450.00
John Deere	831535	Interfacing Brackets for JD loaders Models 240, 245, 260, 265	98	395.00
John Deere	831540	Interfacing Brackets for JD loader 280	88	410.00
John Deere	831795	Interfacing brkts. for JD loader Models 300, 305, 300CX, 400X, 400CX, 410, 420, 430, 440, 460, 512, 520, 521, 540, 541, 542, 553	55	350.00
John Deere	831860	Interfacing Brackets for JD loaders Models 620, 640, 720, 721, 725, 726, 740, 741, 746	110	495.00
John Deere	830120	Interfacing brkts. for JD loaders equipped with Global Carrier system Models 563, 673, 553	84	280.00
John Deere	831880	Interfacing Brackets for JD loader 840	122	450.00
John Deere	831110	For Models equipped with optional "universal" skid steer QA system	95	320.00

Note: All Weights shown are an estimated weight and do not include shipping materials.

These Brackets are Designed o Interface with the below listed OEM Quick Attach Systems.
 These brackets bolt to Worksaver Front Loader Attachments, or can be welded.

Note: Item No. is one pair of brackets

OEM Manufacturer	Item #	Description	Lbs.	List
Kiote				
Kiote	831110	For Models equipped with optional “universal” skid steer QA system Models 1590, 1595, 1730, 1731, KL-130, KL351, KL401, KL402, KL451, KL551, KL901, KL1730S	95	320.00
Koyker				
Koyker	831685	Interfacing Brackets for Koyker loaders Models 210, 245, 300, 310, 345, 400, 500, 550, 565, 600, 645,	71	475.00
Koyker	831110	For Models equipped with optional “universal” skid steer QA system Models 120/125, 140, 145, 155, 160, 180/190, 185/195, 220, 235, 245, 310, 345, 385, C-200	95	320.00
Kubota				
Kubota	831110	For Models equipped with optional “universal” skid steer QA system. Models L39, L48, LA513, LA703, LA723, LA724 LA823, LA844, LA853, LA1153, LA1162, LA1301S, LA1353, LA1403, LA1601S, LA1953, TL1000, TL1150, TL1709, R520S	95	320.00
Kubota	831625	Interfacing Brackets for Kubota loaders Models M1000, M1250, M1275, M1410 equipped w/ quick coupler	55	290.00
Kubota	831665	Interfacing Brackets for Kubota loaders Models LA1001, LA1002	55	330.00
Kubota	831780	Interfacing Brackets for Kubota loaders Models LA1251, LA1301, LA1601	60	320.00
Kubota	831660	Interfacing Brackets for LA 1001, LA 1002 with 1/3/16"		255.00
Kubota	831785	Interfacing Brackets for Kubota loader LA852	62	3120.00
LS				
LS	831110	For Models equipped “universal” skid steer QA system. Models TL-3010, TL-4010, LSL-1280, LL3100, LL3500, LL3101, LL4100. LL5100, LL5101, LL7100	95	320.00
Mahindra				
Mahindra	831110	For Models equipped w/ “universal” skid steer QA system Models ML108, ML108H, ML111, ML112, ML114, ML120, ML130, ML170, ML232, ML245, ML250, ML252 ML260, ML262, ML264, ML265, ML266, ML270, ML272, ML275, ML282	95	320.00

Note: All Weights shown are an estimated weight and do not include shipping materials.

Interfacing Quick Attach Brackets

These Brackets are Designed to Interface with the below listed OEM Quick Attach Systems.
These brackets bolt to Worksaver Front Loader Attachments, or can be welded.

Note: Item No. is one pair of brackets

OEM Manufacturer	Item #	Description	Lbs.	List
Massey Ferguson				
Massey Ferguson	830490	Interfacing Brackets for MF loader Models 232, 236, 832, 932, 1032, 838, 838SL	68	290.00
Massey Ferguson	830476	Interfacing Brackets (Euro-style) for MF loader Models 1040, 1050, 1060, 1070, 1080, 1090, 1055	88	330.00
Massey Ferguson	830492	Interfacing Brackets for MF loader Models 238, 246, 848, 938, 948, 1036, 1038, 1038SL, 1048, 1048SL	65	400.00
Massey Ferguson	831790	Interfacing Brackets for MF Model 1530, DL-120		255.00
Massey-Ferguson	831110	For Models equipped w/ "universal" skid steer QA system Models 1525, 1530, 1532, L200, L210, DL250	95	320.00
Massey-Ferguson	831800	Interfacing brkts. for MF loader model 1525	90	370.00
Massey-Ferguson	830120	Interfacing Brackets for MF loaders equipped with Euro tool carrier, Models 920, 925, 930, 935, 940, 945, 950, 955, 960, 965	84	280.00
Mc Cormick				
Mc Cormick	830120	Interfacing Brs. for L Series Models L720, L118, L130, L135, L140, L145, L150, L155, L160, L165, L175, L720, L1080 (ALO)	84	280.00
MDS Shurlock				
MDS	830255	Interfacing Brackets for Shurlock system	70	340.00
Montana				
Montana	831110	For Models equipped w/ "universal" skid steer QA system Models 100R, 115, 5145, 5440		320.00
Rhino (Alamo, SMC)				
Rhino (Alamo, SMC)	830330	Pin Type (1-1/4") Mounting Brackets for SMC loaders Models Q-series 2410, 2491	83	475.00
Rhino (Alamo, SMC)	831605	Interfacing Brackets for SMC loaders Models 2410, 2491, 102QX, 104QX	95	370.00
Rhino (Alamo, SMC)	831605	Interfacing Brackets for SMC loaders Models 2410, 2491, 102QX, 104QX	95	370.00
Rhino (Alamo, SMC)	831590	Interfacing Brackets for SMC loader models 114Q,124Q,124QX,134Q, 2411, 2412, 2414A	86	320.00
Rhino (Alamo, SMC)	831110	For Models equipped with optional "universal" skid steer QA system Models SMC 2408, 2409, 2410, 2491, 102QX, 104QX, 4211SS, 4211SS-MSL	95	320.00

Note: All Weights shown are an estimated weight and do not include shipping materials.

Interfacing Quick Attach Brackets

These Brackets are Designed to Interface with the below listed OEM Quick Attach Systems.
These brackets bolt to Worksaver Front Loader Attachments, or can be welded.

Note: Item No. is one pair of brackets

OEM Manufacturer	Item #	Description	Lbs.	List
Stoll				
Stoll	830120	Interfacing Brackets for Stoll loaders Models F4, F8, F15, F10, F30, F31, F35, F36, F50, F51, F-60, F71, F-80	84	280.00
Stoll	831110	For Models equipped w/ "universal" skid steer QA system Models F-4, F-8 Classic, FC-350P, FC-450H/P	95	320.00
Swinger (articulated loader)				
Swinger	831110	For Articulated Loaders with "universal" Skid Steer Quick Attach. Model 200IND, 2K, 3K.	95	320.00
TYM				
TYM	830476	Interfacing Brackets for Model TL-300	88	330.00
TYM	831110	Interfacing brackets for models LT-200, LT-300, LT-353, LT-400, LT-450, LT-451, LT-500, LT-600, LT-700, LT-900	95	320.00
Valtra				
Valtra	830120	Interfacing Brkts. for Models 720, 740, 750, 760, 770, 920, 930, 940, 950, 960, 970, 980	84	280.00
Westendorf				
Westendorf	831550	Interfacing Brkts. for Westendorf loaders Models 530, 540, 550, 560, 570, CC-330, CC-340, CC360, CC-370, TA-25, TA26, TA27, TA28, TA29, TA45, TA46, TA48, TA76, TA77, TA340, XTA400, XTA-700, WL21, WL27, WL42, WL44, WL46, WL49, WL64	74	330.00
Westendorf	831710	Interfacing Brackets for Westendorf loaders Models TA140, TA-111, TA-160, TA170, TA180	98	390.00
Westendorf	831110	Interfacing Brackets for Westendorf loaders Models TA-175, TA-185, and other TA series loaders with skid steer "Universal" QA system		320.00
White (AGCO)				
White (AGCO)	831605	Interfacing Brackets for Model 175QA	95	370.00
White (AGCO)	831590	Interfacing Brackets for Model 1185QA	86	320.00
White (AGCO)	830330	Interfacing Brackets for Model 1165QA	83	470.00
White (AGCO)	830490	Interfacing Brackets for White loader Models 656,658	68	295.00
White (AGCO)	830492	Interfacing Brackets for White loader Models 676, 676SL, 678, 678SL, 688, 688SL, 686, 686SL	65	400.00

Note: All Weights shown are an estimated weight and do not include shipping materials.

Interfacing Quick Attach Brackets


These Brackets are Designed to Interface with the below listed OEM Quick Attach Systems.
These brackets bolt to Worksaver Front Loader Attachments, or can be welded.

Note: Item No. is one pair of brackets

OEM Manufacturer	Item #	Description	Lbs.	List
Woods	831110	For Models equipped w/ optional "universal" skid steer QA system Models 1009, 1012, 1016, 1020, 1027	95	320.00
Woods	831655	Interfacing brackets for Woods loaders equipped w/speed couplers. Models 340,345,3100,3150	69	320.00
Wrangler				
Wrangler	831110	For Articulated Loaders with "universal" Skid Steer Quick Attach	95	320.00
Zetor				
Zetor	830120	Interfacing Brackets for Zetor loaders (Semi-Q.A.) Models 92, 101, 102H, 102SLX, 103H, 103SLX, 112SLX, 202, 202SL	84	280.00
Optional Pin-on Brackets				
	830495	Pin-Type (3/4" pins) Brackets for loaders requiring additional roll back	81	485.00
	830335	Pin-Type (1" pins) Brackets for loaders requiring additional roll back	81	410.00
	830330	Pin-Type (1-1/4") additional roll back	83	470.00
Optional Lift Pin Bushing Set (set of 4 bushings)				
	830322	1-1/8" Lift Pins for Std. Channel Brackets (Channel must be drilled)	9	95.00
	830323	Bushing set to convert from 1" to 1/3/16"	2	65.00
	830324	Bushing set to convert from 1" to 1-1/4"	2	65.00
	830328	Bushing set to convert from 1" to 1-1/2"	2	65.00
STANDARD PIN-ON Brackets	830345	Universal Pin-on Brackets. For Pin-type loaders with 1 inch pins	82	165.00
Conversion Brackets				
WSP	832540	Weld-on Plate simply welds to existing attachment to convert to "universal" quick-attach mounting interface. CNC cut and formed from 1/4" hot rolled plate with solid 1/2" x 1-1/2" top bar.	46	139.00
Euro to Skid Steer	832550	Interfaces with loader that use the Euro / Global attaching system to allow the use of skid steer type attachments	110	640.00
JD 400/500 to Skid Steer	832620	Interfaces with JD 400/500 series quick attach loaders to allow the use of skid steer type attachments.	132	650.00

Note: All Weights shown are an estimated weight and do not include shipping materials.

Miscellaneous Items

Miscellaneous					
Product	Model	Item No.	Description	Lbs.	List
Post Hole Diggers / Augers Repair Items					
		175010	(2) Red Claw cutting teeth w/bolts fits 9'-30" dia. augers & 6" augers mfg. after 6/00	1.35	24.80
		175040	Metric Series I U-joint repair kit fits models 300, 490, 500 Post Hole Diggers built with push-pin on tractor end of PTO assembly	.55	33.69
		175080	Metric Series II U-joint repair kit fits Models 300, 500 built with slide collar on tractor end of PTO assembly mfg after 7/01	.55	33.69
		175050	Blister package of (5) grade 2 shear bolts, nuts and washers for Models 300, 500 diggers	1.40	5.47
Misc. Forks					
		830550	55' Tubular Forks for ULF series	120	425.00
		831369	Pair of 42" Replacement Forks (Rail Mount) rated 4,000 lbs for SSPF-3742, SSPF-442, JDPF-442	175	489.00
		831379	Pair of 48" Replacement Forks (Rail Mount) rated 4,000 lbs for SSPF-3748, SSPF-448, JDPF-5448	196	499.00
		832475	Pair of 48" Replacement Forks rated at 5,000 lbs. for GLPF-5448		529.00
Miscellaneous Items					
	TLC-3110	831619	Top Link Hydraulic Cylinder Cat. II 3" x 10" (21-1/4" ctr / ctr closed)	26	299.00

Note: All Weights shown are an estimated weight and do not include shipping materials.

Conversion Hitch Kits

2-pt to 3-pt Conversion Kits					
Specify Tractor Model When Ordering. All 2-pt to 3-pt conversion hitch kits can ship UPS. Please allow three (3) weeks lead-time when ordering. Note: 26" = Cat I Spacing, 32" = Cat II Spacing					
Product	Model	Item No.	Description	Lbs.	List
	HK-126	864126	26" spacing. For IHC/Farmall Models 300, 330, 340, 350, 450, 460, & 560, with exposed round rockershaft. (Note: Check Model, utility models require a different toplink bracket refer to HK-826, HK-1126, HK-1132)	68	289.00
	HK-132	864132	32" spacing. For IHC/Farmall Models 300, 330, 340, 350, 450, 460, & 560, with exposed round rockershaft. (Note: Check Model, utility models require a different toplink bracket refer to HK-826, HK-1126, HK-1132)	70	319.00
	HK-1126	864127	26" Spacing For IHC/Farmall 460 & 560 Utility Models	68	339.00
	HK-1132	864133	32" Spacing For IHC/Farmall 460 & 560 Utility Models	70	349.00
	HK226	864226	26" Spacing. For INC/Farmall 240 (3" prongs) Note: top link bracket replaces casting at top of tractor or belt pulley housing. (Check tractor – 240 was built two ways, see HK-526)	67	359.00
	HK326	864326	26" Spacing. For IHC/Farmall C, Super C, 200, 230 (2-1/2" prongs)	67	369.00
	HK-426	864426	26" Spacing. For IHC/Farmall 544 & 656	72	405.00
	HK-432	864432	32" Spacing. For IHC/Farmall 544 & 656	77	359.00
	HK-526	864526	26" Spacing. For IHC/Farmall 240 (3" prongs) Note: For models with 3-holes on rear housing to mount 5"x5.5" flat plate top link bracket. Note: Check tractor – 240 was built two ways, see HK-226	67	319.00
	HK-626	864626	26" Spacing. For IHC/Farmall 706, 756, 806, 826 & 856	72	329.00
	HK-632	864632	32" Spacing. For IHC/Farmall 706, 756, 806, 826 & 856	77	339.00
	HK-726	864726	26" Spacing. For IHC/Farmall 606	70	319.00
	HK-732	864732	32" Spacing. For IHC/Farmall 606	72	329.00

Note: All Weights shown are an estimated weight and do not include shipping materials.

Conversion Hitch Kits

2-pt to 3-pt Conversion Kits

Specify Tractor Model When Ordering. All 2-pt to 3-pt conversion hitch kits can ship UPS. Please allow three (3) weeks lead-time when ordering. **Note:** 26" = Cat I Spacing, 32" = Cat II Spacing

Product	Model	Item No.	Description	Lbs.	List
	HK-826	864826	26" Spacing. For IHC/Farmall 404, 504 also 300, 330, 340, 350 & 574 Utility models. Note: No exposed rockshaft, tractor has 3 threaded holes on rear housing.	69	319.00
	HK-1026	864134	26" Spacing. For IHC/Farmall 400 row crop	72	399.00
	HK-1032	864135	32" Spacing. For IHC/Farmall 400 row crop	74	409.00
	HK-3026	864336	26" Spacing. For IHC/Farmall 300 row crop. Note: with no exposed rockershaft and no holes in rear of differential.	72	359.00
	HK-926	864926	26" Spacing. Pair of lower 3-inch prong assemblies only.	44	199.00
	HK-932	864932	32" Spacing. Pair of lower 3-inch prong assemblies only.	50	209.00

Note: All Weights shown are an estimated weight and do not include shipping materials.

Conversion Hitch Kits

3-pt Conversion Kits					
Specify Tractor Model When Ordering. Selected 3-pt conversion hitch kits can ship UPS. Please allow three (3) weeks lead-time when ordering. Note: 26" = Cat I Spacing, 32" = Cat II Spacing					
Product	Model	Item No.	Description	Lbs.	List
International Harvester / Farmall					
	HK-90	862300	Hitch Kit for IHC/FARMALL Standard Cub – Cat. 0/I uses existing hydraulic lift of tractor Will ship UPS in 3 pkg. Note: Not for use on L-Boy or Cadet Lawnmower	122	679.00
	HK-91	862360	Hitch for IHC/FARMALL Cub Lo-Boy Cat. 0/I uses existing hydraulic lift of tractor. Will ship UPS in 3 pkg. Note: Not for Models 154, 184, 185 or Cadet Cub Lawnmowers	124	689.00
	HK-95	862330	Hitch Kit for IHC/FARMALL Super A, 100, 130, 140 with std. Pull-type drawbar. Uses existing hydraulic lift of tractor. Will ship UPS in 2 pkg.	80	459.00
	HK-96	862331	Hitch Kit for IHC/FARMALL 100, 130, 140 with IH 1-pt fast hitch. Cat. I Uses existing hydraulic lift of tractor. Will ship UPS	65	399.00
	HK-102	865102	Hitch Kit for IHC C, Super C, 200, 230 Cat. I Uses existing hydraulic lift of tractor	190	949.00
John Deere					
	HK-201	861200	Hitch Kit for JD M & MT fixed 26" spacing. Cat. I Will ship UPS	68	349.00
	HK-202	865202	Hitch Kit for JD 520, 530, 620,630 Cat. I/II Will ship UPS in 3 pkg	134	749.00
	HK-203	865300	Hitch Kit for JD A, B, G, 50, 60, 70 Cat. I/II Will ship UPS in 4 pkg. Note: If tractor serial number is below the following, a later model drawbar support bracket must be installed. For Model A-A561903, Model B – B186134 Model G – G187000. Order bracket from JD dealer for "A" order AA-3843, "B" order AB-3507R, "G" order AF-904R	176	879.00

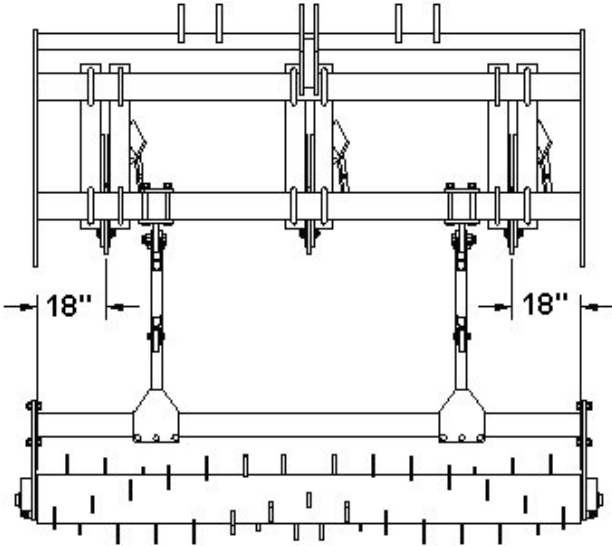
Note: All Weights shown are an estimated weight and do not include shipping materials.

Conversion Hitch Kits

3-pt Conversion Kits					
Specify Tractor Model When Ordering. Selected 3-pt conversion hitch kits can ship UPS. Please allow three (3) weeks lead-time when ordering. Note: 26" = Cat I Spacing, 32" = Cat II Spacing					
Product	Model	Item No.	Description	Lbs.	List
Allis Chalmers					
	HK-305	865305	Hitch Kit for Allis Chalmers WD & WD-45 Cat. I/II uses original swinging drawbar. Will ship UPS in 3-pkg	175	739.00
	HK-306	865306	Hitch Kit for Allis Chalmers D14 & D15 Cat. I/II uses original swinging drawbar	175	929.00
	HK-307	865307	Hitch Kit for Allis Chalmers CA Cat. I uses original swinging drawbar	120	869.00
	HK-308	862800	Hitch Kit for Allis Chalmers B, C Cat. I Note: Tractor must be equipped with hydraulic pump & standard drawbar. Kit does include hydraulic cylinder and hose. Will ship UPS in 2 pkg	110	669.00
	HK-315	865315	Hitch Kit for Allis Chalmers D17 Series I-III Cat. I/II uses original swinging drawbar	205	949.00
	HK-317	865317	Hitch Kit for Allis Chalmers D17 Series IV Cat. I/II uses original swinging drawbar	175	899.00
International Harvester					
	HK-1106	865000	Hitch Kit for IHC H, M, MTA, MD, 300, 340,350,400,460, 504 & Super H, M & MTA Cat. I/II requires purchase of one 3" x 8" Cyl.	237	919.00
	HK-11062	865100	Hitch Kit for IHC M, MTA, Super M & MTA, MD, 400,450,460,504,560 and (544 / 656 with spacer #861188) Cat. I/II requires purchase of two 3" x 8" Cyl.	260	999.00
		861190	Optional bracket to allow use of swinging drawbar with HK-1106 & HK-11062	80	199.00
		861188	Spacer kit for IHC 544 / 656 to allow use of HK-11062	38	199.00
Oliver					
	HK-1678	865010	Hitch Kit for Oliver Models 66,77,88, Super 66 & 77, 600, 770 Cat. I/II uses original swinging drawbar. Requires purchase one 3" X 8" cyl.	242	1,199.00
	HK-16782	865200	Hitch Kit for Oliver Models 77, 88 Super 77 & 88, 660,770,880 Cat. I/II uses original swinging drawbar. Requires purchase two 3" X 8" cyl.	265	1,299.00

Note: All Weights shown are an estimated weight and do not include shipping materials.

"FIT-ALL" ROLLER CONDITIONERS



The roller conditioner should extend beyond the outer shank centers by approximately 18 inches. If the outer shanks are placed close to the frame ends, then the next longer roller conditioner should be used.

Roller Package			
<i>(less Mounting Bracket Kit – see below)</i>			
Item #	Roller/Conditioner	Weight	List
803880	6 ft.	523	\$ 2,400
803900	8 ft.	608	2,630
803910	10 ft.	702	3,055
803925	12½ ft.	812	3,275
803930	15 ft.	928	3,695
803940	17½ ft.	1,043	4,130

Mounting Bracket Kits			
Item #	Rear Tube Frame Size	Weight	List
803946	■ ■ 4" x 4" (doubled 21" apart)	158	\$ 500.00
803948	■ 4" x 6" Horizontal	106	520.00
803950	■ 4" x 6" Vertical	92	480.00
803952	■ 4" x 7" Horizontal	108	540.00
803955	■ 4" x 8" Horizontal	110	500.00
803960	■ 5" x 5" Square	94	500.00
803965	■ 5" x 7" Horizontal	108	520.00
803970	■ 5" x 7" Vertical	94	520.00
803975	■ 6" x 6" Square	94	510.00
803980	■ 7" x 7" Square	110	500.00
803985	For Deere V-Ripper	110	500.00
803990	For Case / NH V-Ripper	118	520.00

Note: All Weights shown are an estimated weight and do not include shipping materials.

Implements Designed For Your Lifestyle

- * **Bale Spears for Loaders**
- * **3-pt Bale Spears**
- * **Box Scrapers**
3-pt & Pull Type Models
- * **Compact Grapples**
- * **Flip-Over Disk**
- * **Grapple Rakes**
- * **Skid Steer Attachments**
- * **Tree Clipper**
- * **Landscape Rakes**
3-pt & Pull Type Models
- * **Mixers**
- * **Post Hole Diggers**
- * **Post Drivers (Hydraulic)**
- * **Snow Blades**
- * **Rear Hitch Kits**
- * **Roller Conditioners**
- * **Rear Blades**
- * **Rotary Mowers**
- * **Rotary Brooms**
- * **Seeders/Spreaders**
- * **Quick Hitches**
- * **Hitch Kits**
- * **Tillage**
Middle Buster
Rippers
Subsoiler
- * **3-Point Accessories**
Boom Pallet Fork
Scoop
Carry-All
- * **Pallet Fork Attachments**
- * **ETG-Series Grapples**

Note: All Weights shown are an estimated weight and do not include shipping materials.