


ROCK-N-ROLL BOX of PARTS

PART #	DESCRIPTION	QUANTITY
RNR-901	72" OF 2-1/2" X 2-1/2" tube, capped	1
RNR-900	Roller carriage	1
GDA-905A	Pivot tube	2
GDA-915A	Support bracket	2
GDA-917A	Transport bracket	1
GDA-916	4" plain band	3
GDA-917-P	Plate	1
GDA-915-P	Plate	2
GDA-908	Transport band	1
GDA-997	Tube	1
GDA-898	Stabilizer bracket	1

BOLT LIST - ROCK-N-ROLL AUGERS

PART #	DESCRIPTION	QUANTITY
HHCS-587	5/8-11 x 7 HHCS (ext.thread)	8
HHCS-14034	1/4-20 x 3/4 HHCS	2
N-14	1/4"-20 hex nut	2
GDA-931	5/8" bushing	4
HHCS-38214	3/8 x 2-1/4" HHCS	12
HHCS-58112	5/8 x 1-1/2" HHCS	4
HHCS-586	5/8-11 x 6" HHCS	4
LN-58	5/8" locknut	4
LW-38	3/8" lockwasher	12
LW-58	5/8" lockwasher	12
LW-12	1/2" lockwasher	8
LW-14	1/4" lockwasher	2
N-38	3/8-16 hex nut	12
N-58	5/8-11 hex nut	12
N-12	1/2" hex nut	8
12316	1/2 x 3-1/16 x 3-1/2 U-bolt	4
S-1034	#10 x 34 self-tapping screw	2
	Chip	1
	3/8 x 2" pin w/ 3/8" washer welded on	1
T-121	T-handle	1

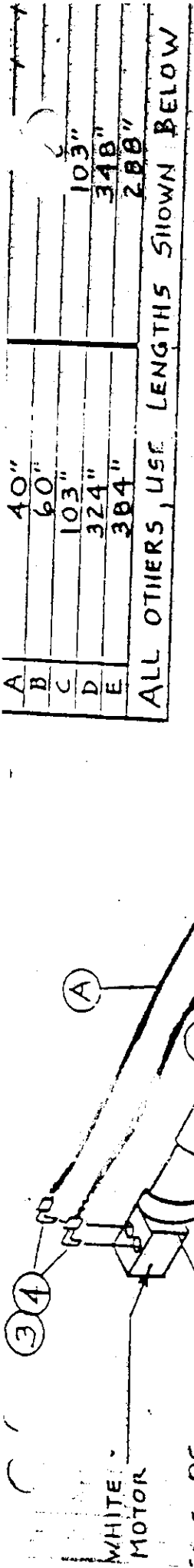


170 W 600 N
Shelbyville, Indiana 46176
(317) 398-4636 or
(317) 398-7973
FAX (317) 398-2107

MOUNTING INSTRUCTIONS FOR KASCO ROCK-N-ROLL AUGER SYSTEM

- Step 1 Place GDA-915A support bracket on drill frame behind motor.
- Step 2 Place RNR-900 roller carriage assembly on tube RNR-901.
(see page 4) Note: RNR-900 roller carriage assm (page 5) is
factory assembled.
- Step 3 Standing behind the drill, place transport bracket (page 6)
on left hand side of drill, above outside of rear tire.
- Step 4 Assemble hopper on bottom of tube (page 7)
- Step 5 Assemble pivot tube GDA-905A to auger.
- Step 6 With 2 to 3 people, place pivot tube in roller carriage
- Step 7 Place in transport bracket (page 6) and adjust transport bracket
so band is slightly (1") above hopper. Adjust as needed to
match transport lock. (page 4)

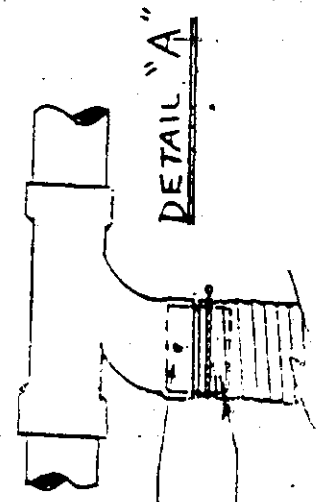
A	40"
B	60"
C	103"
D	324"
E	384"
ALL OTHERS, USE LENGTHS SHOWN BELOW	
	103"
	348"
	288"



IT CONSISTS OF:

ITEM	DESCRIPTION
1	DMFD VALVE
2	VALVE BAND
3	XH-71 O-RING FTG
4	XH-62 JIC ELBOW
5	XH-65 JIC PIPE ADPT
6	XH-80 JIC TEE
7	5/16 x 2" HHCS w/ N&LW
8	3/8 x 2 1/4 HHCS w/ N&LW
A	3/8" HYD HOSE X 48"
B	X 60"
C	X 108"
D	X 358"
E	X 308"

D.G.G.
9-7-95



(2) #14 SELF TAPPING SCREW 180° APART.
6" O.D. x 5" LG STEEL TUBE (INSIDE)

TYPICAL DAH/RTAH HOSE KIT

